



Advocacy & Governance



COVID-19 Response



Health + Wellness



TARGET ZERO



GO GREEN 2030



Remediation

2021

ESH YEAR-END PROGRAM SUMMARY



Scott Rasmussen
Electrical Engineer, Rotary and Missions Systems
Sunrise at Mount Shuksan



ADVOCACY & GOVERNANCE



ESH MANAGEMENT SYSTEM

Enterprise ESH Management System certification to **ISO 14001** and **ISO 45001** standards with 40 sites certified to one or both standards. Completed 11 Third Party Registrar site audits. Leveraged enterprise certification approach to reduce the number of overall Third Party Registrar site audits.



PROGRAM PERFORMANCE ENCOMPASSES OUR OPERATIONS ACROSS THE GLOBE

14 COMPLIANCE ASSESSMENTS: 12 peer and 2 third party assessments facilitated across the business areas

27 ENVIRONMENTAL ASSESSMENTS: Due diligence assessments completed in support of business acquisitions and real estate transactions to protect people and the environment

42 FORUMS HOSTED: Topics supported included regulatory, advocacy, and compliance

24,000 POUNDS OF WASTE COLLECTED: Household and electronics waste collected and diverted from municipal waste streams during 6 employee waste collection events at our facilities

65 COMMERCIAL MOTOR VEHICLE LOCATIONS SUPPORTED: 8 permits renewed with over 1 million miles driven in our vehicles

2,380 AVERAGE TOTAL MONTHLY VISITORS


OUR DIGITAL JOURNEY | 2018



17,358 Active Compliance Tasks
808 Permits



100% Go Green Metrics Tracked



12,164 Scheduled Inspections
29,238 Corrective Actions Tracks



2,491 Job / Task Hazard Analysis
2,870 Close Calls / Positive Observations
2,380 Incidents Tracked



21,881 Chemical Records



Pilots Site Implementation **UNDERWAY**

2022 →

COMING NEXT:
✓ **ERGONOMICS**
✓ **MANAGEMENT OF CHANGE**





COVID-19 RESPONSE*



23

COVID-19 Digest releases with 1,808,517 views

ROLLED OUT A COMMON PROCESS

for ESH review of COVID-19 precautions for meetings and events



357

events reviewed and safely executed



60,000+

VIEWS ON 7 VIDEOS PRODUCED AND PUBLISHED THROUGHOUT 2021

SUSTAINED

pandemic efforts, leadership engagement and employee awareness

ADAPTED

response and protections addressing variants and aligning to frequently changing requirements

COLLABORATED

with cross functional teams to ensure pandemic supplies and procedural and process development and revision

COVID-19 AWARENESS METRICS

18

GUIDANCE DOCUMENTS DEVELOPED

53

EMPLOYEE-SUBMITTALS OF HOME OFFICE SETUP FOR 'WORKING FROM HOME ERGONOMICS' CONTEST

226

DAILY REVIEWS OF MULTIPLE REGULATORY WEBSITES

103,566

TELEHEALTH VISITS

114,000

EMPLOYEES MANAGED/MONITORED/DIRECTED FOR SAFETY

240,000

COVERED COVID-19 TESTS PROCURED

713,100

UNIQUE PAGEVIEWS FOR COVID INSIGHTS WEBSITE



*Highlights activities in which Corporate ESH had a significant role; does not reflect the totality of Lockheed Martin COVID-19 response activities



HEALTH & WELLNESS

2021 BY THE NUMBERS

26 SITES **30** CENTERS



Palmdale, California

The Palmdale California Wellness Center was renovated, reconfigured and re-staffed using Six Sigma principles to better accommodate acute, preventative and occupational health care needs along with COVID-19 response.



25,200
Surveillance Exams



103,566
Telehealth visits



CONDUCTED
Mental Health Summits



10,346
Hearing Tests



285
Custom Hearing Protection Devices



2021 HEALTH & WELLNESS MARKETING ENGAGEMENTS

HEALTHY HABITS Reset your health and fitness goals	HEART HEALTH Learn how to give your heart the care it needs	SLEEP WELL Find the right solution to improve your sleep	DIABETES PREVENTION It's never too late to take the first step	EAT WELL Talk to your provider and try these simple tips	SKIN SCREENINGS Protect your skin and schedule a screening	TRAVEL HEALTH Talk to your provider before traveling	BIOMETRIC SCREENINGS Know your numbers	FLU VACCINE IMPORTANCE Make sure you're up to date on your vaccines	MENTAL HEALTH Talk to your provider about your emotional wellbeing	CONDITION MANAGEMENT Take control of your health	SELF-CARE Schedule your next wellness appointment
JAN	FEB	MAR	APR	MAY	JUN	JUL	AUG	SEP	OCT	NOV	DEC

TARGET ZERO

405,453
LEADER ACTIONS

Target Zero leader application tracks leader safety-related actions

148,172 Conducted Floor Walk	141,305 Delivered Safety Message	8,925 Implemented Safety Improvement	27,426 Recognized Positive Safety Behavior	12,592 Supported Ergonomic Action	67,033 Promoted Health & Wellness Activity
--	--	--	--	---	--

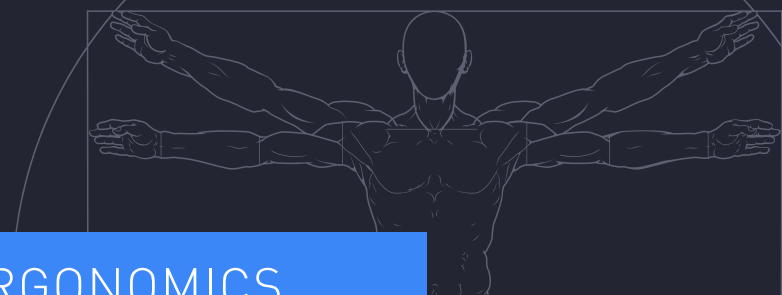
2021 PERFORMANCE (PER 100 EMPLOYEES)

RECORDABLE INCIDENT **1.02**

DAY AWAY CASE **0.30**

SEVERITY (GOAL 4.49) **5.81***

*2021 severity rate without occupational COVID-19 illnesses is (4.32) within goal. No other trends impacted performance.



ERGONOMICS

2021 STRUCTURED IMPROVEMENT ACTIVITY (SIA)

Focusing on safety topics such as ergonomic postures and risks, lean process wastes, and material handling – encompassing:

5 EVENTS **5** SITES **1** INTERNATIONAL EVENT

EXTERNAL RECOGNITION



24TH INTERNATIONAL ANNUAL APPLIED ERGONOMICS CONFERENCE

8 TEAMS PARTICIPATED AS FINALISTS

WON

1 ERGO CUP

2 ERGO CUP EXCELLENCE AWARDS

9TH ANNUAL LOCKHEED MARTIN ERGO CUP COMPETITION ENGAGEMENT RESULTS

43 FINALISTS

ACCEPTED FROM 47 SUBMISSIONS FROM ACROSS ALL BUSINESS AREAS:

Aeronautics – 10

Missiles and Fire Control – 3

Rotary and Mission Systems – 29

Space – 1

10,000+ UNIQUE VISITORS TO BRIGHT IDEA ERGO CUP HOMEPAGE

2,352 EMPLOYEES WEIGHED IN TO VOTE FOR THEIR FAVORITE ENTRIES

TOP 3 WINNERS

ACCEPTED AS FINALISTS TO PARTICIPATE IN THE 25TH ANNUAL APPLIED ERGONOMICS CONFERENCE ERGO CUP COMPETITION






GO GREEN

2030 GOAL

REDUCE **CARBON EMISSIONS** PER \$ GROSS PROFIT BY

70%

*2015 BASELINE




2025 GOALS

REDUCE **ENERGY** PER OCCUPANT BY

14%

*2016 BASELINE



REDUCE **WASTE** PER OCCUPANT BY

11%

*2016 BASELINE



ENERGY COST AVOIDANCE

\$22.5M

*COMPARED TO 2016

2021 PERFORMANCE

47%

7%

5%

Our emission reduction goal was selected to outperform the Center for Sustainable Organizations model criteria for aligning with a 1.5 °C outcome in the long-term.



64

Energy efficiency projects equal to ~**5,798**

Homes' electricity use for one year (avoiding \$3.8 million in costs annually)



AWARDED PARTNER OF THE YEAR

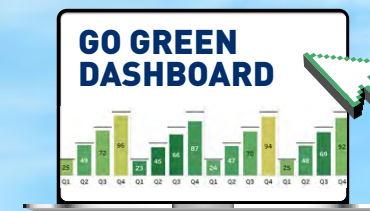
Sustained Excellence



2021 Better Project Winner



Stratford Cogeneration System and Central Utility Plant Optimization



14 DISPLAYS

10 METRICS

10,000+ VIEWS



22% of electricity from renewable energy (excluding hydropower)



COMPLETED water balance studies at five of our largest sites in water stressed regions (covering approximately 60% of our water footprint)



10 WASTE REVIEWS AND EVALUATIONS (hazardous waste, construction and demolition, 3rd party)



38.6 MILLION LBS. of waste diverted from the landfill



PICTURED:
Solar panels atop the LEED Silver MFC Orlando LWS Expansion

REMEDIATION



DEEP EXCAVATIONS

Once shoring was installed, deep excavations were completed in lifts from various points both outside and within the excavation. A ramp was established to allow access by equipment into each excavation.



SITE RESTORATION

Upon completion, a native grass meadow supporting pollinator insects will be planted. An acre of removed trees will be replaced on adjacent land parcels. In combination, these remedial actions serve to restore and protect our ecology and environment.

✓ FORMER GLENN L. MARTIN COMPANY REMEDIATION

The Middle River Complex (in Baltimore County, Maryland) is the former home of the Glenn L. Martin Company, which occupied the site in 1929. The D-Building, where planes were built in World War II, was demolished in the early 1970s, leaving the concrete foundation. In 2021, the concrete was removed along with polychlorinated biphenyls (PCBs) from the underlying

soil and the storm drain system. Other wastes removed included polycyclic aromatic hydrocarbons (PAHs), chlorobenzenes, and small quantities of legacy radioactive materials. A sediment cleanup was previously performed, which protects the adjacent waterways known as Cow Pen Creek and Dark Head Cove. Groundwater cleanup is also being addressed in a separate action.



42,000+
TONS OF CONTAMINATED SOIL
REMOVED AND REPLACED



25,350
TONS OF RECYCLED
CONCRETE AND SCRAP METAL



2,100
FEET OF NEW STORM
DRAIN PIPING INSTALLED



12 ACRES
OF GRASSES TO
BE PLANTED



D-BUILDING

Photo of building during legacy operations.



