

United We Serve

Annual Report 2001



LOCKHEED MARTIN 

Financial Highlights

<i>(In millions, except per share data and number of employees)</i>	2001	2000	1999
Net sales	\$23,990	\$24,541	\$24,999
Operating profit	888	1,251	1,997
Operating profit before amortization of goodwill and other intangibles	1,286	1,674	2,435
Net (loss) earnings	(1,046)	(519)	382
Diluted (loss) earnings per share	(2.42)	(1.29)	0.99
Pro forma diluted earnings per share excluding nonrecurring and unusual items:			
From continuing operations	1.60	1.17	1.48
From discontinued operations	(0.14)	(0.10)	0.02
	1.46	1.07	1.50
Cash dividends per common share	0.44	0.44	0.88
Total assets	27,654	30,426	30,261
Total debt	7,511	9,959	11,954
Stockholders' equity	6,443	7,160	6,361
Negotiated backlog	\$71,269	\$55,076	\$44,807
Employees	125,000	130,000	147,000

Note: For a discussion of nonrecurring and unusual items and other matters affecting the comparability of the information presented above, refer to Management's Discussion and Analysis of Financial Condition and Results of Operations on pages 21 through 41 of this Annual Report.

On The Cover: To carry out their critical missions, pilots require a Joint Strike Fighter that is an affordable, stealthy, and highly capable multi-role combat aircraft for decades to come.

Defining Moments™: United We Serve

The strength of a company is measured by its performance for customers, shareholders, employees, and the communities it serves. Every day, the men and women of Lockheed Martin renew their commitment to making our company the world's best advanced technology systems integrator, serving our customers at their defining moments.



Contents

To Our Shareholders	3
Financial Section	21
Corporate Directory	71
General Information	73



▲
▲
▲
(left) Vance D. Coffman, Chairman and Chief Executive Officer
(right) Robert J. Stevens, President and Chief Operating Officer

Dear Fellow Shareholder,

We, like all Americans, stood united and resolute in a year marked by tragedy and uncertainty. We are proud of the contributions our employees have made before and since September 11 in service to our customers, the nation and the world.

Your company is focused on the critical tasks ahead, equipping our armed forces and the forces of our allies, as they secure peace in a changing world. Lockheed Martin is also a united team, focused on its comprehensive strategy to transition from recovery to disciplined growth and to further drive a culture of performance at every level.

By all indicators, we achieved our goals with 2001 representing a second consecutive year of consistently strong operational and financial performance and enhanced shareholder value. It also included winning the Joint Strike Fighter program, arguably the most important competition in our Corporation's history.

As a premier systems integrator, we continue to meet the critical priorities of our customers. That singular vision has had its rewards. Last year our achievements included:

- ◆ Mission success for our customers
- ◆ Meeting or exceeding financial goals
- ◆ Winning the critical competitions
- ◆ Shaping the portfolio to adjust to changing market conditions.

We believe our most vital product is our customers' success. We know that 100 percent mission success is the only satisfactory objective. Anything short of this is not what we want to deliver. However, we did improve with hard work and attention to details as our dedicated employees, partners and suppliers have strengthened the confidence customers have in our ability to deliver as promised. Of the 1,434 measurable events in 2001, we can point to a 98 percent rate of mission success, up from 95 percent in 2000. The result: We achieved customer-determined award fees averaging 95 percent, a record level for the Corporation.

Among our achievements in 2001: In the Systems Integration business area, our Patriot Advanced Capability-3 (PAC-3) Missile successfully completed development testing and continues in low-rate production; in the Space Systems Company, we delivered the first Atlas V launcher on schedule to Cape Canaveral; and our Technology Services people provided immediate and invaluable service to government agencies and the nation in their response at the sites of the September 11 terrorist attacks.

Following a highly successful test-flight program, the Department of Defense on October 26 awarded Lockheed Martin a contract for the design of the Joint Strike Fighter (JSF), a stealthy, supersonic, multi-role fighter for the U.S. Air Force, Navy and Marine Corps, as well as the U.K. Royal Air Force and Royal Navy.

For Lockheed Martin, key partners and team members, the program means a significant source of future business. The Joint Strike Fighter also demonstrated the innovations in technology and

business that distinguish Lockheed Martin as an advanced technology enterprise—from highly efficient lean manufacturing processes, to the revolutionary Lockheed Martin-developed lift fan propulsion system that enables the aircraft to take off from a very short runway or small aircraft carrier and land vertically.

Combined with other new orders, we achieved a record backlog of \$71.3 billion in 2001. Strong program performance on this backlog is paramount to our future as we continue to focus on core business performance, customer satisfaction, profitable growth and attractive returns on investments to enhance shareholder value.

If there was a first among equals in our financial priorities for 2001, it was to further drive our culture to manage for cash and reduce debt, and we exceeded expectations in both.

Lockheed Martin's ongoing emphasis on strong cash flow resulted in \$2.0 billion in free cash flow in 2001, compared with \$1.8 billion in 2000. Since 1999, we have achieved over \$4 billion in debt reduction and in 2001 we lowered our leverage considerably.

This performance reflects continued working capital improvements corporatwide, particularly in the area of advance payments on international military aircraft programs. Free cash flow is expected to be less during each of the next two years compared with 2001 as we utilize these advance payments to execute our international military aircraft programs.

Portfolio shaping in 2001 included our divestiture of IMS Corporation, a business which provides technology services to state and local governments, for \$825 million in pre-tax proceeds. Since 1999, our six key divestitures have contributed more than \$3 billion in pre-tax proceeds. The sale of IMS completes our divestiture plans announced in late 1999.

We decided in 2001 to exit the global telecommunications services business, consistent with our strategy to focus on our core businesses. To take advantage of relevant skills and experience, we have reassigned the satellite networking business to Space Systems and the commercial Information Technology (IT) outsourcing business to our IT unit in the Technology Services business area. Our intention is that remaining operations will be divested and we are in the process of eliminating the Lockheed Martin Global Telecommunications (LMGT) administrative infrastructure.

In December we closed our first acquisition in several years. The integration of OAO Corporation, a government IT contractor, should further leverage the Corporation's IT capabilities, enhance offerings to our customers, and be accretive to our 2002 results.

Looking forward, we are confident Lockheed Martin is well positioned in key, attractive markets. Our capabilities are aligned with the priorities of our government customers such as the Department of Defense in critical areas of air power projection, missile defense, naval power, space intelligence, information superiority, and airlift. As a systems integrator we have the expertise to serve the information technology and automation needs of large federal agencies such as the Social Security Administration, Federal Aviation Administration, and U.S. Postal Service. We serve our NASA customer in every one of its endeavors, including planetary exploration as demonstrated by the success of the Mars Odyssey spacecraft.

Despite our successes last year, the job is far from finished, and we are not without our challenges in 2002. We have ongoing concerns about the market and pricing for the launch vehicle and commercial satellite manufacturing businesses. We continue to drive out costs in these areas as demonstrated by our success in integrating space-related operations into a single Space Systems Company. In the government launch vehicle business, we are working with our customer to improve the underlying economics. As for commercial satellites, we are reviewing alternatives to improving the business model.

Our strategy has now transitioned from recovery to disciplined growth. The cornerstone of this strategy is continued focus on our core businesses to generate profitable backlog growth, and achieve attractive returns on our investments. We embrace this strategy while never losing our commitment to outstanding program performance, rigorous attention to customer satisfaction, and maximizing cash flow generation throughout the Corporation. We continue to tap the enormous talent of our workforce through our LM21 Operating Excellence. In fact, LM21 initiatives in lean manufacturing and Six Sigma were instrumental in demonstrating cost and cycle time savings opportunities as we developed the winning bid for Joint Strike Fighter.

We recognize that this Corporation's most valuable asset is its people, a point we note with particular significance in 2001. The tragic events of September 11 deeply affected our management team and our employees, as they did all Americans. We are more committed than ever to serve and support our military customers. In addition, our employees have generously matched a corporate donation by contributing more than \$1 million to our *American Spirit Fund* in support of the victims of the terrorist attacks.

As a successful business enterprise, Lockheed Martin continues to attract record numbers of diverse and talented people in every discipline. As a Corporation, we are committed to greater diversity in our workforce and the competitive edge that diversity brings to every one of our programs.

Before closing, we would like to express our gratitude and thanks to James F. Gibbons and Caleb B. Hurtt, who are retiring from the Board of Directors. Their dedication and service has contributed greatly to the success of Lockheed Martin.

The past year has been a difficult one for all those who cherish the liberty bestowed by the founders of this nation. As we proceed through the year, we are more mindful of our responsibilities and the important work Lockheed Martin's 125,000 men and women accomplish every day.

March 1, 2002



Vance D. Coffman
Chairman and Chief Executive Officer



Robert J. Stevens
President and Chief Operating Officer

America's Armed Forces: Defending Liberty



When our nation calls, the men and women of the armed forces respond with a steadfast commitment to serve, inspiring courage and love of the ideals that keep America strong.

At Lockheed Martin, we offer our gratitude to those who wear the uniforms of the armed services. Their dedication has united our nation and our allies.



Civil Government Agencies: Bravely Meeting New Challenges



U.S. Government agencies are at the forefront of protecting our shores, delivering services that are vital to the lives of millions and ensuring that America remains a beacon—the hope and inspiration for people everywhere.



◀◀◀ **Bringing Mail to Millions:** The U.S. Postal Service, faced with new challenges, is resolved and dedicated—working around-the-clock to move more than 200 billion pieces of mail a year affordably and effectively under every condition. Lockheed Martin assists the U.S. Postal Service in its important mission with cutting-edge technologies that speed and improve the sorting, processing and delivery of the mail.

Protecting Our Shores: The U.S. Coast Guard is sharply focused on its mission of keeping America's shores and waterways secure, safe and mobile, as well as its mission in national defense and the protection of natural resources. Lockheed Martin is proud to support the dedicated men and women of the U.S. Coast Guard in their important duty.

Managing the Skies: Air traffic management customers worldwide are responding to new requirements posed by a world in transformation. Lockheed Martin serves air traffic management customers, such as the Federal Aviation Administration, with state-of-the-art software and hardware that is modernizing air traffic control for safer, more efficient air travel. ▶▶▶



Lockheed Martin People: Serving Those Who Guard Freedom



Lockheed Martin people are dedicated to serving those who are at the front lines of freedom's fight. We apply transformational technology and systems integration expertise so America and its allies can meet the security challenges of the 21st Century.

◀◀◀ A program built on strong partnerships and common goals, the U.S. Air Force, Navy and Marine Corps, as well as the U.K. Royal Air Force and Royal Navy will fly the Joint Strike Fighter.



▲▲▲ Our customers depend on technologically advanced work processes, virtual design, and lean manufacturing to build an affordable aircraft that will be a cornerstone of future defense for the United States and its allies.

To carry out their critical missions, pilots require a ▶▶▶ Joint Strike Fighter that is an affordable, stealthy, and highly capable multi-role combat aircraft for decades to come.

Our Responsibility And Commitment: Deliver The Best To The Best



Lockheed Martin is united by a clarity of purpose: We help our customers succeed at their defining moments with transformational technology and expertise as a systems integrator.



▲▲ The F-22 Raptor, the next-generation air superiority fighter, will give the U.S. Air Force the ability to deter aggression or control the skies in the event of combat.




◀◀◀ Radars help governments accomplish a diverse range of missions—from managing air and vessel traffic to defending the skies. Lockheed Martin supplies advanced radar to defense and civil government customers worldwide.

◀◀◀ One of the Department of Defense's highest-priority programs, the stealthy Joint Air-to-Surface Standoff Missile (JASSM), will allow our military forces to strike their targets on the ground with precision from long ranges, reducing the risk to pilots.

Surface ships and submarines depend on ▶▶▶ high-performance radar, naval combat systems and advanced electronics to keep shipping lanes secure, project power and prevail in combat if called upon. As a premier systems integrator, Lockheed Martin provides these technologies to our naval customers so they can accomplish their crucial missions.



Delivering Original Solutions: Helping Customers Achieve The Extraordinary



▲ The Atlas III serves our commercial launch customers worldwide with dependable access to space. Our next-generation Atlas V is set to launch in 2002 and will offer customers increased lift capability and improved reliability at lower cost.

A passion for invention and a relentless dedication to excellence. These are qualities that America's pioneers in space have used to meet the great challenges of exploration, bringing the benefits of space to people on Earth in their everyday lives. Lockheed Martin has a long history of supporting America's space program and NASA—delivering the extraordinary to meet the next great challenge.



▶▶▶ Miistar II is the Department of Defense's most technologically advanced communications satellite, providing highly secure global communications links for the U.S. military.

◀◀◀ The External Tank, supplied by Lockheed Martin, has flown on every Space Shuttle since the first mission in 1981 with 100 percent mission success, supporting NASA's goals of space exploration and habitation.

▶▶▶ In 2001, the Mars Odyssey spacecraft reached its destination for its mission to map the Martian surface in detail, search for water and answer some of science's greatest questions about Earth's nearest planetary neighbor. Lockheed Martin is proud to work with NASA in all its missions, including planetary exploration.



Government By The People: Working More Effectively For The People

U.S. Government agencies are meeting the critical challenges of the 21st Century with high-speed Information Technology, databases and dynamic solutions to address nationally strategic goals. Lockheed Martin's affinity with vital institutions has made us a trusted partner with Government agencies.



<<< The Social Security Administration delivers benefits to more than 35 million citizens with a customer satisfaction rate that consistently averages above 96 percent. Lockheed Martin assists the agency in meeting those goals with state-of-the-art e-government solutions. The result: efficient, accurate and timely delivery of Social Security benefits.



^ The Integrated Automated Fingerprint Identification System (IAFIS), with its database of more than 400 million fingerprints, is a critical tool for the FBI and law enforcement agencies nationwide. Developed by Lockheed Martin, the IAFIS database can match criminals to fingerprints in just hours, a fraction of the time it took previously.



<<< The Federal Aviation Administration is modernizing America's air traffic control infrastructure, calling upon Lockheed Martin to provide cutting-edge hardware and software.

<<< The Environmental Protection Agency's mission is to protect human health and safeguard the environment. Lockheed Martin supports the Environmental Protection Agency by coordinating and integrating its computer networks.

The U.S. Postal Service's mission is to ensure >>> prompt and efficient delivery of mail—providing a vital link in our nation's economic and social fabric. Lockheed Martin supports that mission through automated systems that move, scan and process mail faster and more accurately. Lockheed Martin also offers solutions to government agencies, such as the U.S. Postal Service, to address the biohazard threat.



Global Partnerships: Supporting Nationally Consequential Missions

Throughout the world, governments and industry are involved in meeting vital strategic goals to build robust economies, defend the peace or manage large infrastructure projects. Lockheed Martin is the partner of choice, with customers and alliances in over 30 countries, focusing on mutual benefit, as well as new technologies and quality jobs in-country.



<<<< Ensure a strong national defense with advanced aircraft. Modernize air traffic control systems. Explore new opportunities in space and telecommunications. Lockheed Martin is working in partnership with the Republic of Korea to address these national priorities.

Lockheed Martin and its partners in the United Kingdom are involved in programs as diverse as fighter and transport aircraft, air traffic management, anti-submarine warfare helicopters, advanced battlefield information systems, managing the nuclear stockpile, and simulation.



<<<< In Japan, Lockheed Martin is partnered with government and business in a variety of programs from advanced aircraft, to space exploration, simulation and maritime defense.

In Europe, Lockheed Martin is allied with >>>> government and industry partners in military and civil government programs that help realize vital strategic goals. For example, the Medium Extended Air Defense System (MEADS) is an alliance of Lockheed Martin and partners in Germany and Italy.



FINANCIAL SECTION

Financial Highlights	Inside Front Cover
Management's Discussion and Analysis of Financial Condition and Results of Operations	21
Management's Responsibility for Financial Reporting	42
Report of Ernst & Young LLP, Independent Auditors	43
Audited Consolidated Financial Statements:	
Consolidated Statement of Operations	44
Consolidated Statement of Cash Flows	45
Consolidated Balance Sheet	46
Consolidated Statement of Stockholders' Equity	47
Notes to Consolidated Financial Statements	48
Consolidated Financial Data—Five Year Summary	69
Forward-Looking Statements—Safe Harbor Provisions	74

December 31, 2001

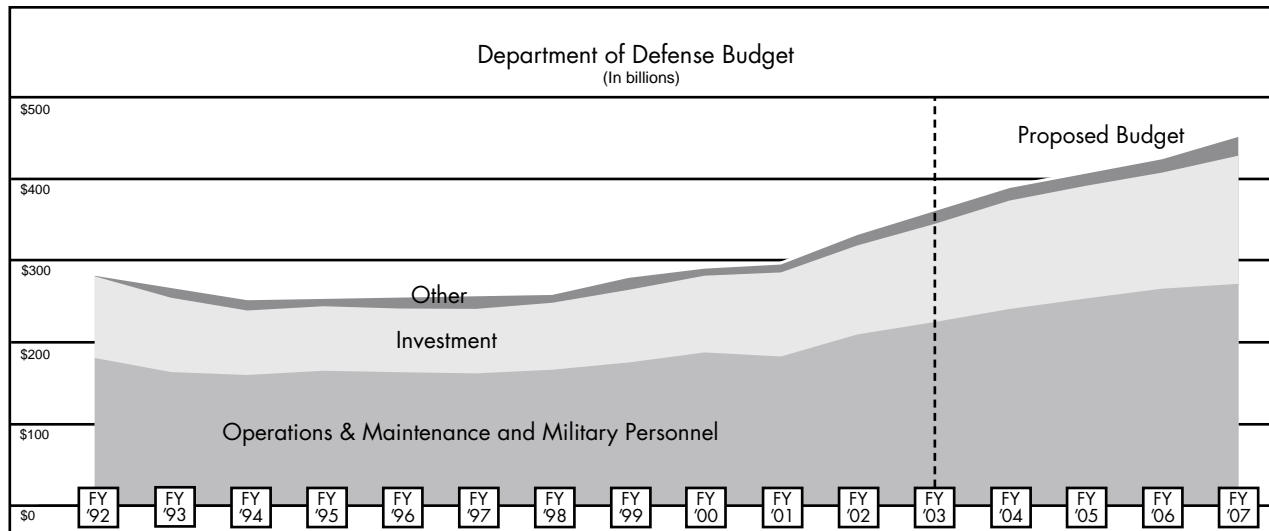
Lockheed Martin Corporation (Lockheed Martin or the Corporation) is engaged in the conception, research, design, development, manufacture, integration and operation of advanced technology systems, products and services. The Corporation serves customers in both domestic and international defense and commercial markets, with its principal customers being agencies of the U.S. Government. The following discussion should be read in conjunction with the audited consolidated financial statements included herein.

Industry Considerations

In recent years, domestic and worldwide political and economic developments have significantly affected the markets for defense and advanced technology systems, products and services. Two events in 2001 had a dramatic impact on the domestic and international political and economic landscape. They impacted Lockheed Martin and the defense industry generally. First, the events of September 11 created uncertainty and exposed defense vulnerabilities in security and the overall defense of our homeland. And second, the conclusions of the Quadrennial Defense Review (QDR) reflect a transformation to a policy of developing specific capabilities for overall national defense versus a policy designed for defeating a specific enemy threat.

Transforming the nation's defense posture to a capabilities-based approach involves creating the ability for a more flexible response with greater force mobility, stronger space capabilities, missile defense, improved information systems security and an increased emphasis on homeland defense.

The President's proposed budget for the U.S. Department of Defense (DoD) for fiscal year 2003 and beyond reflects the above-mentioned transformation of national defense policy and responds to increased needs for homeland security and defeating terrorism. Budget increases are projected for operational readiness and personnel needs, as well as for both the procurement and the research and development accounts. While there is no assurance that the proposed increased DoD budget levels will be approved by Congress, after over a decade of downward trends, the current defense budget outlook is one of growth. The Corporation's experience and capabilities are well aligned with U.S. defense priorities. Uncertainties remain, however, relative to the level of growth and the amount of the budget that will be allocated to the investment accounts (i.e., procurement, research and development). The following graph depicts past expenditures and future increases in the defense budget proposed by the President.



MANAGEMENT'S DISCUSSION AND ANALYSIS OF FINANCIAL CONDITION AND RESULTS OF OPERATIONS

Lockheed Martin Corporation

December 31, 2001

Lockheed Martin's broad mix of programs and capabilities makes it a likely beneficiary of any increases in defense spending. The Corporation's product areas and programs include missile defense, space intelligence, precision munitions, combat systems (air, land and sea-based) and aircraft. In terms of size and long-term potential impact, two of the Corporation's most important programs are the F-22 fighter aircraft program and the Joint Strike Fighter (JSF) program. The Corporation was awarded the JSF contract in October 2001. In addition, Lockheed Martin is represented in virtually every aspect of land, sea, air and space-based missile defense, including the PAC-3 and THAAD programs. In the areas of space intelligence and information superiority, it has leadership positions on Milstar, Advanced Extremely High Frequency (AEHF) and the Space-Based Infrared System-High (SBIRS-H) programs, along with battle management command and control capabilities. In airlift, the Corporation has the C-130J program and is under contract to upgrade the C-5 strategic airlift aircraft. Many of these programs are very large and require significant funding over several budgetary cycles. There are risks associated with these and other large, highly visible programs that are subject to appropriation by Congress which, because of their magnitude, could attract substantial focus as potential targets for reductions or extensions of their funding to pay for other programs.

In addition, increased emphasis on homeland defense may increase demand for utilization of the Corporation's capabilities in areas such as air traffic management, biohazard detection systems for postal equipment, ensuring information systems security and other technical systems solutions. Recent trends have indicated increased demand by federal and civil government agencies for upgrading and investing in new information technology systems, an area in which the Corporation has continued to focus its resources.

Over the past several years, industry participants reacted to historically shrinking defense budgets for procurement, research and development by combining to maintain critical mass and achieve significant cost savings. The U.S. Government has been generally supportive of industry consolidation. Through its own consolidation activities, the Corporation has been able to pass along savings to its customers, principally the DoD. More recently, major aerospace companies have focused their efforts on cost savings

and efficiency improvements, as well as generation of cash to repay debt incurred during the period of consolidation.

Worldwide defense budgets have been declining over the past decade. As a result, consolidation activities have also occurred within the European aerospace industry, resulting in fewer but larger and more capable competitors, potentially resulting in an environment where there could be less demand abroad for products from U.S. companies. Such an environment could affect opportunities for European partnerships and sales potential for U.S. exports. In addition, there has been some consolidation between U.S. and European aerospace companies.

As a government contractor, the Corporation is subject to U.S. Government oversight. The government may investigate and make inquiries of the Corporation's business practices and conduct audits of contract performance and cost accounting. Depending on the results of these audits and investigations, the government may make claims against the Corporation. Under U.S. Government procurement regulations and practices, an indictment of a government contractor could result in that contractor being fined and/or suspended for a period of time from eligibility for bidding on, or for award of, new government contracts. A conviction could result in debarment for a specified period of time. Similar government oversight exists in most other countries where the Corporation conducts business. Although the outcome of such investigations and inquiries cannot be predicted, in the opinion of management, there are no claims, audits or investigations pending against the Corporation that are likely to have a material adverse effect on the Corporation's business or its consolidated results of operations, cash flows or financial position.

Recent procurement policy changes, such as an increase in the progress payment rate and the use of performance-based payments, have had a positive impact on the Corporation's financial position. However, the Corporation remains exposed to other inherent risks associated with U.S. Government contracting, including technological uncertainties and obsolescence and dependence on annual Congressional appropriation and allotment of funds. Many of the Corporation's programs involve development and application of state-of-the-art technologies aimed at achieving challenging goals.

As a result, setbacks and failures can occur. It is important for the Corporation to resolve performance issues related to such programs in a timely manner to achieve success on these programs.

The Corporation also conducts business in related commercial and non-defense markets. Although these lines of business are not dependent on defense budgets, they share many of the risks associated with the Corporation's defense businesses, as well as other risks unique to the commercial marketplace. Such risks include development of competing products, technological feasibility and product obsolescence.

The launch vehicle industry continues to experience a reduction in demand due primarily to delays in completing certain satellite systems as a result of continuing overcapacity in the telecommunications industry. Continued economic uncertainty has adversely affected the capital markets and has made it difficult for many ventures, especially telecommunications and other high-technology companies, to attract the funding needed for new capital investment. Issues such as these were evidenced in 2001 by the inability of Astrolink International, LLC (Astrolink) to obtain additional funding to complete a broadband satellite constellation. The Corporation holds a 31% interest in Astrolink, and was under contract to manufacture four satellites and to provide related launch and other services. These contracts were terminated in the fourth quarter of 2001 due to funding considerations. Factors such as these have resulted in pricing pressures in the launch vehicle marketplace associated with reduced demand and increased competition. This comes at a time when the Corporation is making significant investments in the Evolved Expendable Launch Vehicle (Atlas V) program, the Corporation's next generation launch vehicle. This program has required investment of funds for research and development, start-up and certain other nonrecurring costs, and launch facilities. A portion of these expenditures have been funded under an agreement with the U.S. Government. Orders to-date for the Atlas V launch vehicle have been lower than expected, resulting in lower anticipated production levels.

The above factors relative to start-up issues and delays in completion of satellite systems also contributed to a reduction in commercial satellite orders. In addition, similar to the launch vehicle market, the commercial satellite market is experiencing pricing pressures due to excess capacity and reduced demand. Further impacting satellite demand have been the business difficulties encountered by certain commercial satellite systems, resulting in increased investor scrutiny and reduced access to capital for new ventures, and a reduction in the total market size in the near term. The Corporation is seeking to reduce costs related to its commercial satellite programs and is evaluating alternative strategies related to those businesses while maintaining its focus on successful operations, though it cannot predict the outcome of these efforts.

In connection with its portfolio of offered products and services in commercial space, the Corporation has entered into various joint venture, teaming and other business arrangements. Such arrangements generally include a formal plan for funding of the business which typically requires commitments for funding from the partners, and may require the business to obtain financing from other sources. To the extent the business is unable to obtain such financing, the business partners, including the Corporation, would be required to assess alternatives relative to further funding for the business. In addition, some of these business arrangements include foreign partners. The conduct of international business introduces other risks into the Corporation's operations, including changing economic conditions, fluctuations in relative currency values, regulation by foreign jurisdictions and the potential for unanticipated cost increases and timing issues resulting from the possible deterioration of political relations.

The nature of the Corporation's international business also makes it subject to export control regulation by the U.S. Department of State and the Department of Commerce. Violations of these regulations can result in monetary penalties and denial of export privileges. Management is currently unaware of any violations of export control regulations which could have a material adverse effect on the Corporation's business or its consolidated results of operations, cash flows or financial position.

December 31, 2001

Lockheed Martin owns 51 percent of Lockheed-Khrunichev-Energia International, Inc. (LKEI), a joint venture with two Russian government-owned space firms. LKEI has exclusive rights to market launches of commercial, non-Russian-origin space payloads on the Proton rocket from a launch site in Kazakhstan. In addition, the Corporation and LKEI each hold a 50 percent ownership interest in International Launch Services (ILS), a joint venture formed to market commercial Atlas and Proton launch services worldwide. The Corporation consolidates the results of operations of LKEI and ILS into its financial statements. Contracts for Proton launch services typically provide for substantial advances from the customer in advance of launch, and a sizable percentage of these advances are forwarded to Khrunichev State Research and Production Space Center (Khrunichev), the manufacturer in Russia, to provide for the manufacture of the related launch vehicle. Significant portions of such advances would be required to be refunded to each customer if launch services were not successfully provided within the contracted time frames. At December 31, 2001, \$514 million related to launches not yet provided was included in customer advances and amounts in excess of costs incurred, and \$672 million of payments to Khrunichev for launches not yet provided was included in inventories. Since inception, launch services provided through LKEI and ILS have been in accordance with contract terms.

The Corporation has entered into agreements with RD AMROSS, a joint venture of the Pratt & Whitney division of United Technologies Corporation and the Russian firm NPO Energomash, for the development and purchase, subject to certain conditions, of up to 101 RD-180 booster engines for use in two models of the Corporation's Atlas launch vehicle. Terms of the agreements call for payments to be made to RD AMROSS upon the achievement of certain milestones in the development and manufacturing processes. Payments of \$58 million made under these agreements were included in the Corporation's inventories at December 31, 2001.

Exit From the Global Telecommunications Services Business

On December 7, 2001, the Corporation announced that it would exit its global telecommunications services business as a result of continuing overcapacity in the telecommunications industry and deteriorating business and economic conditions in Latin America. In connection with its decision, the Corporation reassigned certain of the businesses in the Global Telecommunications segment to other business segments, plans to sell the remaining operations, has positioned the remaining investments for monetization, and is eliminating the administrative infrastructure supporting such businesses and investments. Separately, the Corporation decided in the fourth quarter of 2001 not to provide further funding to Astrolink and, due primarily to Astrolink's inability to obtain additional funding from other sources, wrote off its investment in Astrolink. As a result of the above actions, the Global Telecommunications segment will no longer be reported as a separate business segment.

The Corporation recognized nonrecurring and unusual charges, net of state income tax benefits, totaling approximately \$2.0 billion in the fourth quarter of 2001 related to these actions. The charges reduced net earnings by approximately \$1.7 billion (\$3.98 per diluted share). The cash impact of the fourth quarter charges discussed above is not expected to be material. Approximately 650 positions were eliminated from the former Global Telecommunications segment as a result of these actions.

Lockheed Martin Global Telecommunications (LMGT), a wholly-owned subsidiary of the Corporation, was formed in 1999 from the combination of investments in several existing joint ventures and certain other elements of the Corporation previously included in the Systems Integration and Space Systems segments. The Corporation began reporting LMGT as a separate business segment beginning in the third quarter of 2000. In August 2000, Lockheed Martin completed its merger with COMSAT Corporation (COMSAT). The operations of COMSAT have been included in the results of operations of LMGT since August 1, 2000. The total purchase price for COMSAT was approximately \$2.6 billion. The

COMSAT transaction was accounted for using the purchase method of accounting, under which the purchase price was allocated to assets acquired and liabilities assumed based on their fair values. Included in these allocations were adjustments totaling approximately \$2.1 billion to record investments in equity securities at fair value and goodwill.

The LMGT businesses retained by the Corporation have been realigned as follows:

- The Systems & Technology line of business and the COMSAT General telecommunications business unit have been realigned within the Space Systems segment.
- Enterprise Solutions-U.S., a commercial information technology business, has been realigned within the Technology Services segment.

The LMGT equity investments positioned for monetization include Intelsat, Ltd. (Intelsat), Inmarsat Ventures plc (Inmarsat), New Skies Satellites, N.V. (New Skies), ACeS International, Ltd. (ACeS), Americom Asia-Pacific, LLC and Astrolink. These investments, which had an aggregate carrying value of approximately \$1.6 billion at December 31, 2001, are now reported as part of the Corporate and Other segment. The investments in Intelsat, Inmarsat and New Skies are subject to regulation by the Federal Communications Commission (FCC). FCC decisions and policies have had, and may continue to have, a significant impact on these entities. The ORBIT Act, enacted in March 2000, established deadlines for the privatization and completion of initial public offerings by these companies, as well as specific criteria for determining whether the privatizations of those entities are pro-competitive. If those criteria are not met, the FCC may limit access by U.S. users to the satellite capacity of the privatized entities for certain services. Intelsat privatized in July 2001 and Inmarsat privatized in 1999. Both have plans to access the public capital markets. New Skies privatized in 1998 and completed an initial public offering in 2000. If Intelsat and Inmarsat were unable to satisfy the ORBIT Act criteria and are denied U.S. market access, the value of the Corporation's investment in those entities could be adversely affected.

Following is a discussion which describes the components of the \$2.0 billion in charges based on their classification in the Corporation's consolidated financial statements.

Discontinued Operations

The \$2.0 billion in charges recorded in the fourth quarter of 2001 included charges, net of state income tax benefits, of approximately \$1.4 billion related to certain global telecommunications services businesses held for sale and exit costs associated with elimination of the administrative infrastructure supporting the global telecommunications businesses and investments. These charges, which reduced net earnings for the year by \$1.3 billion (\$3.09 per diluted share) are included in discontinued operations in the Corporation's consolidated statement of operations. The businesses held for sale are as follows:

- Satellite Services businesses—includes COMSAT Mobile Communications, COMSAT World Systems and Lockheed Martin Intersputnik. In the first quarter of 2002, the Corporation completed the sale of COMSAT Mobile Communications' operations to Telenor. The transaction is not expected to have a material impact on the Corporation's consolidated results of operations in 2002.
- COMSAT-International (formerly Enterprise Solutions-International)—provides telecommunications network services in Latin America, primarily Argentina and Brazil.

Of the \$1.4 billion of charges included in discontinued operations, approximately \$1.2 billion related to impairment of goodwill in the Global Telecommunications segment. The goodwill was recorded in connection with the Corporation's acquisition of COMSAT as discussed above. Approximately \$170 million of the \$1.4 billion related to impairment of certain long-lived assets employed by foreign businesses held for sale, primarily COMSAT-International. The remainder of the charges related to costs associated with infrastructure reductions, including severance and facilities.

December 31, 2001

The Corporation elected to early adopt, effective January 1, 2001, Statement of Financial Accounting Standards (SFAS) No. 144, "Accounting for the Impairment or Disposal of Long-Lived Assets." The LMGT operating businesses identified for divestiture meet the requirements of SFAS No. 144 for treatment as discontinued operations. Accordingly, the results of operations of these businesses, as well as the impairment and other charges related to the decision to exit these businesses, have been classified as discontinued operations in the Corporation's consolidated statement of operations for all periods presented, and have been excluded from business segment information. Similarly, the assets and liabilities of these businesses have been separately identified in the consolidated balance sheet as being held for sale. The Corporation expects to complete the sale of these businesses by the end of 2002. Depreciation and amortization expense are no longer being recorded with respect to the assets of the businesses in accordance with the Statement. These businesses are recorded at estimated fair value less cost to sell at December 31, 2001. Changes in the estimated fair value will be recorded in future periods as determined.

In addition, the Corporation completed the sale of Lockheed Martin IMS Corporation (IMS), a wholly-owned subsidiary, for \$825 million in cash on August 24, 2001. The transaction resulted in a gain, net of state income taxes, of \$476 million and increased net earnings by \$309 million (\$0.71 per diluted share). The results of IMS' operations for all periods presented, as well as the gain on the sale, have been reclassified to discontinued operations in accordance with SFAS No. 144. IMS' assets and liabilities as of December 31, 2000 have been reclassified as held for sale.

The results of operations and related gains or losses associated with businesses divested prior to January 1, 2001, the effective date of the Corporation's adoption of SFAS No. 144, including the divestitures of the Corporation's Aerospace Electronics Systems (AES) businesses and Lockheed Martin Control Systems in 2000, have not been reclassified to discontinued operations in accordance with the Statement.

Other Charges Related to Global Telecommunications

The charges recorded in the fourth quarter of 2001 also included nonrecurring and unusual charges, net of state income tax benefits, of approximately \$132 million related to commitments to and impairment in the values of

investments in satellite joint ventures, primarily ACeS and Americom Asia-Pacific, LLC. The Corporation had previously recorded nonrecurring and unusual charges related to other than temporary declines in the values of these investments as follows: in the first quarter of 2001, a charge, net of state income tax benefits, of \$100 million was recorded related to Americom Asia-Pacific; and in the fourth quarter of 2000, a charge, net of state income tax benefits, of \$117 million was recorded related to ACeS (see "Note 9—Investments in Equity Securities" for additional discussion of these charges).

In addition, the fourth quarter 2001 charges included approximately \$43 million for severance, facilities costs and impairment of certain fixed assets associated with the realigned business units. On a combined basis, these non-recurring and unusual charges reduced net earnings for 2001 by \$117 million (\$0.27 per diluted share).

Write-off of Investment in Astrolink

The Corporation completed funding of its \$400 million investment commitment to Astrolink, a joint venture in which the Corporation holds a 31% interest, in 2001. In October 2001, the Corporation made the decision and so advised Astrolink that it did not plan to make any additional investment in the joint venture. In addition to its equity investment, Lockheed Martin's Space Systems segment had contracts with Astrolink to manufacture four satellites and provide related launch services, and LMGT had contracts to perform system development and other services. Those contracts were terminated due to Astrolink's funding considerations. As part of the \$2.0 billion in charges recorded in the fourth quarter of 2001, the Corporation recognized a non-recurring and unusual charge, net of state income tax benefits, of \$367 million in other income and expenses which reflects the other than temporary decline in value of its investment in Astrolink based on the above circumstances. In addition, charges of approximately \$20 million were recorded in cost of sales for certain other costs related to Astrolink. On a combined basis, these charges reduced net earnings for 2001 by approximately \$267 million (\$0.62 per diluted share). The Corporation continues to monitor its business relationships related to Astrolink.

Other Divestiture Activities

As part of a strategic and organizational review begun in 1999 the Corporation decided to evaluate the divestiture of certain non-core business units.

In connection with this review and as described more fully under the caption "Discontinued Operations" above, the Corporation completed the sale of IMS on August 24, 2001. The resulting gain increased net earnings by \$309 million (\$0.71 per diluted share). Net sales for the seven months ended July 31, 2001, the effective date of the divestiture, related to the IMS businesses totaled approximately \$355 million, excluding intercompany sales. This transaction generated net cash proceeds of approximately \$560 million after related transaction costs and federal and state income tax payments.

In January 2001, the Corporation completed the divestiture of two business units in the environmental management line of business. The impact of these divestitures was not material to the Corporation's 2001 consolidated results of operations, cash flows or financial position due to the effects of nonrecurring and unusual impairment losses recorded in 2000 and 1999 related to these business units. Those losses were included in other income and expenses as part of other portfolio shaping activities in the respective years.

In November 2000, the Corporation sold its Aerospace Electronics Systems (AES) businesses to BAE SYSTEMS for \$1.67 billion in cash (the AES Transaction). The Corporation recorded a nonrecurring and unusual loss, including state income taxes, of \$598 million related to this transaction which is included in other income and expenses. The loss reduced net earnings for 2000 by \$878 million (\$2.18 per diluted share). Although the AES Transaction resulted in the Corporation recording a pretax loss, it resulted in a gain for tax purposes primarily because goodwill related to the AES businesses was not included in the tax basis of the net assets of AES. Accordingly, the Corporation was required to make state and federal income tax payments associated with the divestiture. The AES Transaction generated net cash proceeds of approximately \$1.2 billion after related transaction costs and federal and state income tax payments. Net sales included in the year 2000 related to the AES businesses totaled approximately \$655 million, excluding intercompany sales.

In September 2000, the Corporation sold Lockheed Martin Control Systems (Control Systems) to BAE SYSTEMS for \$510 million in cash. This transaction resulted in the recognition of a nonrecurring and unusual gain, net of state income taxes, of \$302 million which is reflected in other income and expenses. The gain increased net earnings for the year ended December 31, 2000 by \$180 million (\$0.45 per diluted share). Net sales for the first nine months of 2000 related to Control Systems totaled approximately \$215 million, excluding intercompany sales. This transaction generated net cash proceeds of \$350 million after related transaction costs and federal and state income tax payments.

IMS was the final business unit specifically identified for divestiture as part of the strategic and organizational review initiated in 1999; however, on an ongoing basis, the Corporation will continue to explore the sale of various non-core businesses, passive equity investments and surplus real estate. If the Corporation were to decide to sell any such holdings or real estate, the resulting gains, if any, would be recorded when the transactions are consummated and losses, if any, would be recorded when they are probable and estimable. The Corporation also continues to review its businesses on an ongoing basis to identify ways to improve organizational effectiveness and performance, and to focus on its core business strategy.

In September 2000, the Corporation sold approximately one-third of its interest in Inmarsat for \$164 million. The investment in Inmarsat was acquired as part of the merger with COMSAT. As a result of the transaction, the Corporation's interest in Inmarsat was reduced from approximately 22% to 14%. The sale of shares in Inmarsat did not impact the Corporation's results of operations. The transaction generated net cash proceeds of approximately \$115 million after transaction costs and federal and state income tax payments.

In 1997, the Corporation repositioned 10 of its non-core business units as a new independent company, L-3 Communications Holdings, Inc. (L-3). In 1999, the Corporation sold its remaining interest in L-3 in two separate transactions. On a combined basis, these two transactions resulted in a nonrecurring and unusual gain, net of state income taxes, of \$155 million, and increased 1999 net earnings by \$101 million (\$0.26 per diluted share).

December 31, 2001

In September 1999, the Corporation sold its interest in Airport Group International Holdings, LLC which resulted in a nonrecurring and unusual gain, net of state income taxes, of \$33 million. In October 1999, the Corporation exited its commercial 3D graphics business through a series of transactions which resulted in the sale of its interest in Real 3D, Inc., a majority-owned subsidiary, and a nonrecurring and unusual gain, net of state income taxes, of \$33 million. On a combined basis, these transactions increased 1999 net earnings by \$43 million (\$0.11 per diluted share).

Results of Operations

A significant portion of the Corporation's business is derived from long-term development and production contracts which are accounted for under the provisions of the American Institute of Certified Public Accountants' (AICPA) audit and accounting guide, "Audits of Federal Government Contractors," and the AICPA's Statement of Position No. 81-1, "Accounting for Performance of Construction-Type and Certain Production-Type Contracts." The nature of these contracts and the types of products and services provided are considered in determining the proper accounting for a given contract. Generally, long-term fixed-price contracts are recorded on a percentage of completion basis using units of delivery as the measurement basis for progress toward completion and revenue recognition; however, certain other long-term fixed-price contracts which, among other things, provide for the delivery of minimal quantities over a longer period of time, or require a significant amount of development effort in relation to total contract value, are recorded upon achievement of performance milestones or using the cost-to-cost method of accounting where revenue is recognized based on the ratio of costs incurred to estimated total costs at completion. Sales under cost-reimbursement-type contracts are recorded as costs are incurred. As a general rule, sales and profits are recognized earlier in a production cycle under the cost-to-cost and milestone methods of percentage of completion accounting. The Corporation has accounting policies in place to address the complexities involved in accounting for long-term contracts. For additional information on critical accounting policies in place for recognizing sales and profits, see the discussion under the caption "Sales and earnings" in "Note 1—Significant Accounting Policies."


Contract accounting requires significant judgment relative to assessing risks, estimating contract costs and making related assumptions for schedule and technical issues. Due

to the size and nature of many of the Corporation's contracts, the estimation of cost at completion is complicated and subject to numerous variables. Contract costs include material, labor and subcontracting costs, as well as an allocation of indirect costs. Assumptions must be made relative to the length of time to complete the contract, as estimated costs also include anticipated increases in wages and prices for materials. With respect to contract change orders, claims or similar items, judgment must be used in estimating related amounts and assessing the potential for realization. Such amounts are only included in contract value when they can be reliably estimated and realization is probable. Incentives or penalties and awards applicable to performance on contracts are considered in estimating sales and profit rates, and are recorded when there is sufficient information to assess anticipated performance.

Goods and services provided under long-term development and production contracts represent a significant portion of the Corporation's business, and therefore amounts recorded in its consolidated financial statements using contract accounting methodologies and cost accounting standards are material. U.S. Government procurement standards are followed relative to assessing the allowability as well as the allocability of costs. Given the significance of the judgments and estimation processes described above, it is likely that materially different amounts could be recorded if different assumptions were used or if underlying circumstances were to change. The Corporation closely monitors compliance and consistency of application of its critical accounting policies related to contract accounting. Reviews of the status of contracts are performed by business segment personnel through periodic contract status and performance reviews. When adjustments in contract value or estimated costs are determined, any changes from prior estimates are generally reflected in earnings in the current period. In addition, regular and recurring evaluations of contract cost, scheduling and technical matters are performed by management personnel who are independent from the business area performing under the contract. Costs incurred and allocated to contracts with the U.S. Government are closely scrutinized for compliance with underlying regulatory standards by Lockheed Martin personnel, and are subject to audit by the Defense Contract Audit Agency.

Since the Corporation's operating cycle is long-term and involves many types of development and production contracts with varying production delivery schedules, the results of operations of a particular year, or year-to-year

comparisons of recorded sales and profits, may not be indicative of future operating results. The following discussions of comparative results among periods should be viewed in this context.



Continuing Operations

The Corporation's consolidated net sales for 2001 were \$24.0 billion, a decrease of two percent compared to 2000. Sales for 2000 were \$24.5 billion, a decrease of two percent compared to 1999. Sales growth in the Aeronautics and Technology Services segments during 2001 were more than offset by decreases in the remaining business segments as compared to 2000. In 2000, increased sales in the Systems Integration, Space Systems and Technology Services segments were more than offset by lower sales in the Aeronautics segment. Adjusting for acquisitions and divestitures, sales remained comparable when comparing 2001 to 2000 and 2000 to 1999. The U.S. Government remained the Corporation's largest customer, accounting for approximately 78 percent of the Corporation's sales for 2001 compared to 72 percent in both 2000 and 1999.

The Corporation's operating profit (earnings from continuing operations before interest and taxes) for 2001 was \$888 million, a decrease of 29 percent compared to 2000. Operating profit for 2000 was approximately \$1.3 billion, a decrease of 37 percent compared to 1999. The reported amounts for the three years presented include various non-recurring and unusual items. The impact of these items on operating profit, net (loss) earnings and amounts per diluted share is as follows:

Effects of nonrecurring and unusual items:

<i>(In millions)</i>	Operating (loss) profit	Net (loss) earnings	(Loss) earnings per diluted share
Year ended December 31, 2001			
Continuing operations			
Write-off of investment in Astrolink and related costs	\$(387)	\$ (267)	\$(0.62)
Write-down of investment in Loral Space	(361)	(235)	(0.54)
Other charges related to global telecommunications	(176)	(117)	(0.27)
Gain on sale of surplus real estate	111	72	0.17
Impairment charge related to Americom Asia-Pacific	(100)	(65)	(0.15)
Other portfolio shaping activities	(5)	(3)	(0.01)
	(918)	(615)	(1.42)
Discontinued operations—charges related to discontinued businesses, net of IMS gain	—	(1,027)	(2.38)
Extraordinary item—loss on early extinguishment of debt	—	(36)	(0.08)
	\$(918)	\$(1,678)	\$(3.88)
Year ended December 31, 2000			
Continuing operations			
Loss related to AES Transaction	\$(598)	\$ (878)	\$(2.18)
Gain on sale of Control Systems	302	180	0.45
Charge related to Globalstar guarantee	(141)	(91)	(0.23)
Impairment charge related to ACeS	(117)	(77)	(0.19)
Partial reversal of CalComp reserve	33	21	0.05
Gain on sales of surplus real estate	28	19	0.05
Other portfolio shaping items	(46)	(30)	(0.07)
	(539)	(856)	(2.12)
Extraordinary item—loss on early extinguishment of debt	—	(95)	(0.24)
	\$(539)	\$(951)	\$(2.36)
Year ended December 31, 1999			
Continuing operations			
Gain on divestiture of interest in L-3	\$ 155	\$ 101	\$ 0.26
Gain on sales of surplus real estate	57	37	0.10
Partial reversal of CalComp reserve	20	12	0.03
Divestitures and other portfolio shaping items	17	12	0.03
	249	162	0.42
Cumulative effect of change in accounting principle	—	(355)	(0.93)
	\$ 249	\$(193)	\$(0.51)

Excluding the effects of these nonrecurring and unusual items for each year, operating profit for 2001 would have increased one percent as compared to 2000. Increases in operating profit in the Aeronautics, Space Systems and Technology Services segments more than offset decreases in operating profit at the remaining business segments.

December 31, 2001

Operating profit increased two percent in 2000 over 1999 after excluding the effects of nonrecurring and unusual items. Improved results in the Aeronautics, Systems Integration and Corporate and Other segments more than offset decreases in operating profit in the Space Systems and Technology Services segments. Operating profit for 2000 compared to 1999 in the Aeronautics and Space Systems segments was favorably impacted by the absence in 2000 of negative adjustments recorded in 1999 on the C-130J airlift aircraft and Titan IV launch vehicle programs, respectively.

As further discussed in "Note 14—Post-Retirement Benefit Plans," operating profit in 2001 included approximately \$200 million in income related to the Corporation's qualified defined benefit plans and its retiree medical and life insurance plans on a combined basis, a decrease of approximately \$85 million over the comparable 2000 amount. The decrease related primarily to the absence in 2001 of a nonrecurring and unusual curtailment gain associated with divestiture activities in 2000. The Corporation's earnings will continue to be affected positively or negatively by the level of income or expense related to employee benefit plans. As detailed in Note 14, various factors affect the calculation of the income or expense, including the actual rate of return on plan assets and the actuarial assumptions that are used to calculate benefit obligations (e.g., the assumed discount rate, expected future rates of return on plan assets, future pay increases and the demographics of our workforce). Based on actuarial assumptions and projected rates of return on plan assets, the Corporation anticipates that its income related to employee benefit plans will decline substantially in 2002 and generate a net expense in 2003.

Interest expense for 2001 was \$700 million, \$219 million lower than the comparable balance in 2000 as a result of reductions in the Corporation's debt portfolio. Interest expense for 2000 was \$919 million, \$110 million higher than the comparable balance in 1999 primarily as a result of increases in the Corporation's debt portfolio associated with the merger with COMSAT.

For 2001, the Corporation reported earnings from continuing operations before extraordinary items and cumulative effect of change in accounting of \$79 million (\$0.18 per diluted share), compared to a loss in 2000 of \$382 million (\$0.95 per diluted share). In 1999, the Corporation reported earnings on a comparable basis of \$729 million (\$1.90 per diluted share). The reported results from continuing

operations include the impact of the nonrecurring and unusual items presented above. Excluding such items, earnings from continuing operations would have been \$694 million (\$1.60 per diluted share) in 2001, \$474 million (\$1.17 per diluted share) in 2000 and \$567 million (\$1.48 per diluted share) in 1999.

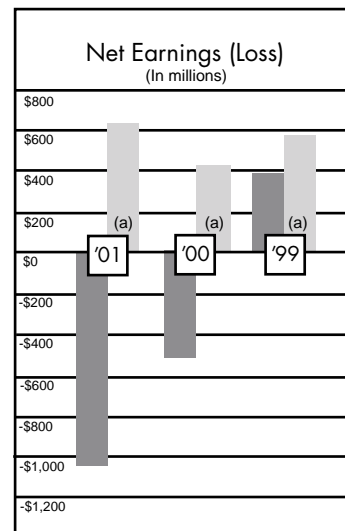
Discontinued Operations

The Corporation reported a loss from discontinued operations of \$1.1 billion (\$2.52 per diluted share) in 2001, a loss of \$42 million (\$0.10 per diluted share) in 2000 and income of \$8 million (\$0.02 per diluted share) in 1999.

Included in the 2001 loss from discontinued operations is a nonrecurring and unusual after-tax charge of \$1.3 billion (\$3.09 per diluted share) related to the Corporation's decision to exit the Global Telecommunications services business. The 2001 results also include a nonrecurring and unusual after-tax gain of \$309 million (\$0.71 per diluted share) from the third quarter 2001 sale of Lockheed Martin IMS Corporation.

The operating results for the businesses reported in discontinued operations were a loss of \$62 million (\$0.14 per diluted share) in 2001, a loss of \$42 million (\$0.10 per diluted share) in 2000 and income of \$8 million (\$0.02 per diluted share) in 1999.

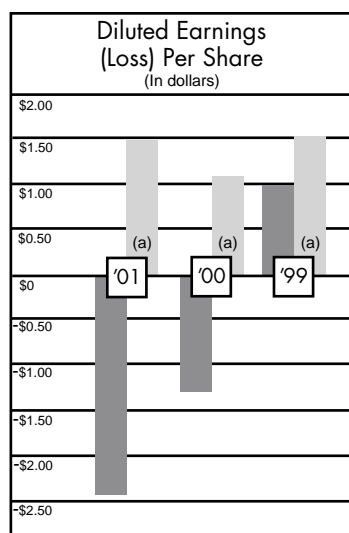
Net (Loss) Earnings



a. Excluding the effects of the items presented in the preceding table entitled "Effects of nonrecurring and unusual items," net earnings for 2001, 2000 and 1999 would have been \$632 million, \$432 million and \$575 million, respectively.

In 2001, the Corporation's net loss included an extraordinary loss of \$36 million (net of a \$22 million income tax benefit), or \$0.08 per diluted share, on the early retirement of \$117 million of 7% debentures due in 2011. In 2000, the Corporation's net loss included an extraordinary loss of \$95 million (net of a \$61 million income tax benefit), or \$0.24 per diluted share, on the early retirement of approximately \$1.9 billion in debt securities.

During 1999, the Corporation adopted the American Institute of Certified Public Accountants' Statement of Position (SOP) No. 98-5, "Reporting on the Costs of Start-Up Activities." The adoption of SOP No. 98-5 resulted in the recognition of a cumulative effect adjustment which reduced net earnings for the year ended December 31, 1999 by



a. Excluding the effects of the items presented in the preceding table entitled "Effects of nonrecurring and unusual items," diluted earnings per share for 2001, 2000 and 1999 would have been \$1.46, \$1.07 and \$1.50, respectively.

\$355 million (net of a \$227 million income tax benefit), or \$0.93 per diluted share.

The Corporation reported a net loss of \$1 billion (\$2.42 per diluted share) in 2001, a net loss of \$519 million (\$1.29 per diluted share) in 2000 and net income of \$382 million (\$0.99 per diluted share) in 1999. Excluding the effects of the previously mentioned nonrecurring and unusual items, net earnings would have been \$632 million (\$1.46 per diluted share) in 2001, \$432 million (\$1.07 per diluted share) in 2000 and \$575 million (\$1.50 per diluted share) in 1999.

Discussion of Business Segments

The Corporation operates in four principal business segments: Systems Integration, Space Systems, Aeronautics and Technology Services. Other activities of the Corporation fall within the Corporate and Other segment. The following tables of financial information and related discussions of the results of operations of the Corporation's business segments have been adjusted to reflect the elimination of the Corporation's Global Telecommunications segment discussed previously, and correspond to additional segment information presented in "Note 17—Information on Industry Segments and Major Customers."

Prior period amounts have been reclassified to conform to the realignment of the Global Telecommunications businesses and telecommunications equity investments retained by the Corporation, as previously discussed.

(In millions)	2001	2000	1999
Net sales			
Systems Integration	\$ 9,014	\$ 9,647	\$ 9,570
Space Systems	6,836	7,339	7,285
Aeronautics	5,355	4,885	5,499
Technology Services	2,763	2,649	2,574
Corporate and Other	22	21	71
	\$23,990	\$24,541	\$24,999

(In millions)	2001	2000	1999
Operating profit (loss)			
Systems Integration	\$ 836	\$ 583	\$ 880
Space Systems	405	401	506
Aeronautics	416	343	247
Technology Services	130	82	137
Corporate and Other	(899)	(158)	227
	\$ 888	\$ 1,251	\$ 1,997

The following table displays the total impact on each segment's operating profit (loss) of the nonrecurring and unusual items presented earlier for each of the three years presented:

(In millions)	2001	2000	1999
Segment effects of nonrecurring and unusual items—operating (loss) profit			
Systems Integration	\$ —	\$ (304)	\$ 13
Space Systems	(3)	25	21
Aeronautics	—	—	—
Technology Services	—	(34)	—
Corporate and Other	(915)	(226)	215
	\$ (918)	\$ (539)	\$ 249

December 31, 2001

In an effort to make the following discussion of significant operating results of each business segment more understandable, the effects of these nonrecurring and unusual items have been excluded. The Space Systems and Aeronautics segments generally include a smaller number of programs that are substantially larger in terms of sales and operating results than those included in the other segments. Accordingly, due to the large number of relatively small programs in the Systems Integration and Technology Services segments, the discussions of the results of operations of these business segments focus on lines of business.

Systems Integration

Net sales of the Systems Integration segment declined by seven percent in 2001 compared to 2000. Sales would have increased four percent for 2001 from the comparable year-ago period had the sales attributable to the segment's Aerospace Electronic Systems and Controls Systems businesses, which were divested in the second half of 2000, and the transfer of the Payload Launch Vehicle (PLV) contract to the Space Systems segment at the start of 2001, been excluded from the comparisons. Sales increased by \$350 million as a result of volume increases in the segment's Missiles & Air Defense product line primarily due to higher volumes on certain tactical missile programs and the Theater High Altitude Area Defense (THAAD) missile program. Naval Electronic and Surveillance Systems sales in 2001 increased by \$220 million over the prior year, primarily due to higher volumes on surface systems programs, and undersea and radar systems activities. Sales in the Command, Control, Communications, Computers and Intelligence (C4I) product line increased slightly year over year. These increases were partially offset by a \$250 million decrease in sales related to volume declines in the Systems Integration-Owego line of business.

The segment's net sales increased one percent in 2000 as compared to 1999. Sales increased by \$360 million as a result of volume increases in the segment's Naval Electronic and Surveillance Systems product line, primarily radar systems, and the Systems Integration-Owego line of business. Sales also increased by \$115 million in the segment's Missiles & Air Defense product line, principally due to the THAAD program's movement into the engineering, manufacturing and development (EMD) phase. These increases were partially offset by a reduction in sales of \$410 million primarily related to the divestiture of the AES and Control Systems businesses in 2000.

Operating profit for the segment decreased six percent in 2001 compared to 2000. Operating profit would have increased by six percent for 2001 from the year-ago period had the operating profit related to the divested Aerospace Electronic Systems and Controls Systems businesses, as well as the PLV contract transfer, been excluded from the comparisons. Increased operating profit of \$75 million from the sales growth in the segment's Missiles & Air Defense and Naval Electronic and Surveillance Systems product lines was partially offset by the volume declines at Systems Integration-Owego.

Operating profit increased two percent in 2000 as compared to 1999. In 2000, the previously mentioned volume increases in the segment's Naval Electronic and Surveillance Systems product line and Systems Integration-Owego activities contributed \$40 million to the increase in operating profit from 1999. This increase was partially offset by an approximate \$20 million decline in operating profit related to the divestiture of the AES and Control Systems businesses in 2000. Also during 2000, increases in operating profit attributable to the THAAD program's movement into the EMD phase, as well as the absence in 2000 of a \$15 million penalty recorded on that program in the second quarter of 1999, were offset by declines in operating profit on certain fire control and sensor programs due to program maturity.

Space Systems

Net sales for the Space Systems segment decreased by seven percent for the year from the comparable 2000 period. Sales declined by \$600 million due to volume reductions in commercial space activities, by \$150 million related to reduced volume in government launch vehicle activity, primarily due to program maturities, and by \$50 million due to the absence in 2001 of favorable adjustments recorded on the Titan IV program as discussed in more detail below. These reductions were partially offset by a combined increase in sales of \$315 million related to volume on government satellite programs and ground systems activities.

Net sales in the Space Systems segment increased by one percent in 2000 compared to 1999. In 2000, sales decreased by \$440 million due to volume declines in government satellite activities, and by \$40 million due to decreased ground systems activities. An additional \$140 million decrease related to reduced volume in government launch vehicle programs. These decreases were partially offset by \$490 million related to increased volume on

commercial space activities as well as an approximate \$50 million increase in various other space system activities. Year-over-year sales also increased due to the absence in 2000 of \$90 million in negative adjustments recorded during 1999 related to the Titan IV program. These adjustments included the effects of changes in estimates for award and incentive fees resulting from a second quarter 1999 Titan IV launch failure, as well as a more conservative assessment of future program performance. In addition, 2000 sales were also favorably impacted by an approximate \$50 million adjustment recorded in 2000 on the Titan IV program as a result of contract modifications and improved performance on the program. The contract modifications, which resulted primarily from the U.S. Government's Broad Area Review team recommendations, provided for a more balanced sharing of future risk. The improved performance on the program resulted from the successful implementation of corrective actions and initiatives taken since the previously mentioned 1999 Titan IV launch failure.

Space Systems operating profit increased by nine percent as compared to 2000. The segment's 2001 operating profit increased by approximately \$70 million due to the volume increases and improved performance in ground systems, government satellite programs and other space segment activities. These increases were partially offset by higher year-over-year losses in Commercial Space. The commercial launch vehicle business included \$60 million in higher charges for market and pricing pressures when compared to 2000 and a \$40 million loss provision recorded in the first quarter of 2001 for certain commercial satellite contracts related to schedule and technical issues. These negative adjustments were somewhat offset by \$50 million of favorable contract adjustments on certain launch vehicle contracts. Additionally, operating profit was negatively impacted by lower production activities for government launch vehicles. The year-to-year comparison of operating profit was not affected by the \$50 million favorable Titan IV adjustment recorded in 2000 as discussed above, due to a \$55 million charge related to a more conservative assessment of government launch vehicle programs that was recorded in the fourth quarter of 2000.

Operating profit for the segment decreased by 22 percent in 2000 compared to 1999. Continued market and pricing pressures on commercial space programs, increased

investment in certain launch vehicle programs and reduced margins on commercial satellites decreased 2000 operating profit by \$180 million from 1999. This decrease included charges of \$85 million recorded in 2000 on the Atlas launch vehicle program related to continued market and pricing pressures. In addition, 2000 operating profit was further reduced by \$35 million due to the impact of the volume declines on government satellite programs mentioned previously. Consistent with the change in sales, the absence in 2000 of the negative adjustments recorded during 1999 on the Titan IV program, combined with the favorable adjustments recorded in 2000 on the same program, had an approximate \$140 million positive impact on 2000 operating profit. The remainder of the decrease is primarily attributable to an approximate \$55 million decrease in operating profit related to a more conservative assessment of future performance on government launch vehicle programs.

Aeronautics

Net sales for the Aeronautics segment increased by 10 percent in 2001 compared to 2000. During 2001, sales increased approximately \$400 million primarily due to the initial ramp up on F-22 production and increased development activities related to international F-16 programs. Volume increases from F-16 and C-130 support activities also increased sales by approximately \$230 million. These increases were partially offset by declines in sales of \$260 million resulting from fewer F-16 and C-130J deliveries in 2001.

Net sales of the Aeronautics segment decreased by 11 percent in 2000 compared to 1999. Approximately 95 percent of the decrease in 2000 sales is attributable to declines in F-16 and C-130J sales and deliveries. These decreases more than offset increases in sales related to the F-22 program.

Aeronautics operating profit increased by 21 percent for the year when compared to the same period of 2000. For the year, operating profit increased by approximately \$115 million due to increased volume and performance on the F-22 program, development activities on international F-16 programs and other aeronautical programs. This increase was partially offset by a decline in F-16 deliveries. The net change in C-130J deliveries did not impact EBIT for the comparative periods due to the previously reported suspension of earnings recognition on the program.

December 31, 2001

Operating profit for the segment increased by 39 percent in 2000 compared to 1999. The current year increase is primarily attributable to the absence in 2000 of a \$210 million negative adjustment recorded during the second quarter of 1999 that resulted from changes in estimates related to the C-130J program due to cost growth and a reduction in production rates. This increase was partially offset by an approximate \$115 million reduction in 2000 operating profit resulting from the decrease in aircraft sales and deliveries mentioned in the preceding paragraph.

Technology Services

Net sales for the Technology Services segment increased by four percent in 2001 compared to 2000. Excluding the sales attributable to Lockheed Martin Energy Technologies and Retech, two business units that were divested in 2000, and the acquisition of OAO Corporation in December of 2001, sales would have increased seven percent for the year. Sales increased \$190 million primarily due to increased volume on the segment's government information technology and aircraft and logistics programs. This growth was partially offset by lower sales volume of \$15 million associated with the segment's energy-related contracts due to program completions.

Net sales of the Technology Services segment increased by three percent in 2000 as compared to 1999. The increase in 2000 sales is comprised of an approximate \$150 million increase in various federal technology services programs including the Consolidated Space Operations Contract and the Rapid Response contract. These increases were partially offset by an approximate \$95 million decline in volume on aircraft maintenance and logistics contracts and certain energy-related contracts due to program completions.

Operating profit for the segment increased by 12 percent for the year compared to 2000. Absent the earnings from the divested and acquired businesses, operating profit would have increased 11 percent for the year. Operating profit increased by approximately \$25 million in 2001 from higher volumes in the segment's government information technology and aircraft maintenance and logistics contracts. This improvement was somewhat offset by a reduction in operating profit due to the completion of energy-related contracts.

Operating profit for the segment decreased by 15 percent in 2000 compared to 1999. The decline in operating

profit is attributable directly to a loss of approximately \$40 million incurred in the realigned commercial information technology lines of business and the impact of the previously mentioned volume declines on certain energy-related contracts. Somewhat offsetting the decline was increased operating profit attributable to various federal technology services programs including the impact of the volume increases discussed above and increased profitability on certain information services contracts, and improved performance on certain aircraft maintenance and logistics contracts.

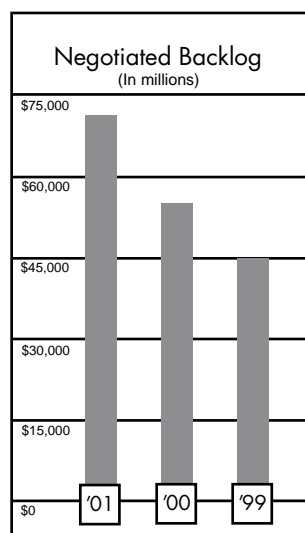
In December 2001, the Corporation completed its acquisition of all of the outstanding stock of OAO Corporation (OAO), a provider of information technology solutions to the federal government. OAO will be included in the Technology Services segment. OAO's revenues for all of 2001 approximated 1% of the Corporation's 2001 net sales.

The segment has a business unit which provides services to the government of Argentina, and in which the Corporation's net investment at December 31, 2001 was approximately \$25 million. Relative to this business unit, the Corporation does not expect that the current economic situation in Argentina, including the devaluation of the Argentine peso, will have a material impact on its results of operations, cash flows or financial position.

Corporate and Other

Net sales in the Corporate and Other segment were immaterial for 2001 and 2000 due to the reclassification of IMS results of operations to discontinued operations in connection with its divestiture in July 2001. The decline in net sales from 1999 was primarily due to reduced volume in the segment's properties line of business and the absence in 2000 of sales attributable to the Corporation's commercial graphics company, Real 3D, which was divested in the fourth quarter of 1999.

Operating profit for the Corporate and Other segment decreased by \$52 million when comparing 2001 to 2000. The decline was principally due to lower equity earnings from investments and an increase in miscellaneous corporate expenses including stock-based compensation costs. Operating profit for the segment increased by \$56 million in 2000 compared to 1999 mainly due to increased equity earnings from investments, primarily related to the merger with COMSAT.



Backlog

Total negotiated backlog of \$71.3 billion at December 31, 2001 included both firm orders for the Corporation's products for which funding has been appropriated by the customer (Congress, in the case of U.S. Government agencies) and firm orders for which funding has not been appropriated.

The following table shows total backlog by segment at the end of each of the last three years:

(In millions)	2001	2000	1999
Backlog			
Systems Integration	\$17,027	\$16,706	\$13,971
Space Systems	12,977	15,505	16,508
Aeronautics	36,149	17,570	9,003
Technology Services	5,116	5,295	5,325
	\$71,269	\$55,076	\$44,807

Systems Integration backlog increased by two percent in 2001 compared to 2000, and by 20 percent in 2000 compared to 1999. The majority of the 2001 increase was attributable to new orders for C4I programs. Increased backlog associated with the Naval Electronic and Surveillance Systems product line and various Systems Integration-Owego activities were more than offset by a decline in orders and increased sales on missiles and air defense systems. The majority of the 2000 increase was attributable to new orders for missile and air defense systems, primarily orders received on the THAAD program as a result of that program's movement into the EMD phase. Increased orders for naval electronic and surveillance systems and various Systems Integration-Owego activities were partially offset by the absence of backlog associated with the segment's AES and Control Systems businesses, which were divested during

2000. The remainder of the 2000 variance from 1999 was primarily due to sales on existing orders and decreases in new orders on C4I programs.

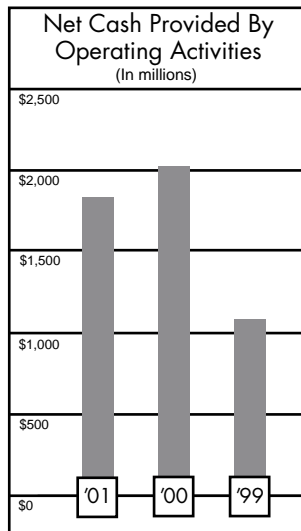
Space Systems backlog decreased by 16 percent in 2001 compared to 2000 and by six percent in 2000 compared to 1999. The decrease in 2001 was primarily attributable to declines in backlog on commercial space programs due to decreases in new orders and sales on existing orders. The decrease in commercial space backlog also includes the effect of terminating the Astrolink satellite program and launch vehicle contracts. Additional decreases in orders for fleet ballistic missiles and government launch vehicles were partially offset by increases in orders for government satellite programs and ground systems. The decrease in 2000 was primarily attributable to declines in backlog on government launch vehicles and commercial satellites due to decreases in new orders and sales on existing orders, respectively. Additional decreases in orders of government satellite programs were partially offset by an increase in orders for commercial launch vehicles.

Aeronautics backlog increased by 106 percent in 2001 compared to 2000 and by 95 percent in 2000 compared to 1999. The 2001 increase is primarily due to the approximate \$19 billion order for the Joint Strike Fighter, or F-35, aircraft program related to the System Demonstration and Development (SDD) phase of the program. The SDD phase has a performance period of 10.5 years and provides for the production of 22 test aircraft. The Low Rate Initial Production phase of the program is expected to begin in the 2005 to 2006 time frame, with high rate production planned to begin in the 2012 time frame. The remaining fluctuation in backlog in 2001 compared to 2000 is due to decreased orders on C-130 programs offset by increased backlog associated with the F-16 and F-22 programs. The 2000 increase is primarily due to approximately \$10.6 billion in orders related to the F-16 program, including new F-16 contracts with the U.S. Government, the United Arab Emirates (UAE), Israel, Greece, Singapore and Korea, collectively. This increase was partially offset by a reduction in backlog for the F-22 program as a result of increased sales on existing orders.

Technology Services backlog decreased by three percent in 2001 compared to 2000 and by one percent in 2000 compared to 1999. The decrease in 2001 was mainly attributable to sales on existing orders in the segment's aircraft and logistics line of business, primarily the Kelly Aviation Center contract, and sales on existing orders

December 31, 2001

for NASA programs, primarily the Consolidated Space Operations Contract. This decrease was mostly offset by increased orders associated with government information technology services and the backlog recorded in connection with the acquisition of OAO Corporation. The decrease in 2000 was primarily associated with sales on existing federal technology services contracts, principally the Consolidated Space Operations Contract.



Liquidity and Cash Flows

Operating Activities

Operating activities provided \$1.8 billion in cash during 2001, compared to \$2.0 billion and \$1.1 billion provided in 2000 and 1999, respectively. The decrease in cash provided by operations in 2001 compared to 2000 is primarily attributable to the impact of increased net federal income tax payments primarily related to the divestiture of non-core businesses. Partially offsetting this decrease were cash flows from working capital improvements, primarily inventory reductions, the increase in pretax proceeds from sales of surplus real estate, distributions from equity investees and increased earnings. The significant increase in 2000 operating cash flows compared to 1999 was primarily the result of lower working capital requirements and reduced net federal income tax payments. Included in operating activities is cash provided from discontinued operations of \$34 million in 2001, \$25 million in 2000, and \$14 million in 1999.

Investing Activities

Investing activities provided \$139 million in cash during 2001 compared to \$1.8 billion provided in 2000 and \$1.6 billion used during 1999. Cash used for property, plant and equipment expenditures increased 24 percent in 2001 after having declined 25 percent in 2000. Included in expenditures for property, plant, and equipment were \$74 million in 2001, \$58 million in 2000 and \$89 million in 1999 related to the discontinued businesses. During 2001, the Corporation recorded proceeds of \$825 million from the sale of its IMS business. Also in 2001, \$192 million of cash was used for additional investments in affiliated companies, including \$140 million to complete the Corporation's funding commitment to Astrolink. The remainder of the 2001 activity was attributable to proceeds from the disposal of property and various other investing activities. The majority of the \$3.4 billion change in cash provided by investing activities in 2000 from the cash used by investing activities in 1999 reflects the Corporation's receipt of proceeds during 2000 from the divestiture of AES and Control Systems businesses, as well as the sale of a portion of the Corporation's investment in Inmarsat, which generated approximately \$1.7 billion, \$510 million, and \$164 million, respectively, contrasted with the Corporation's disbursement in 1999 of \$1.2 billion used to acquire the initial 49% investment in COMSAT. The remaining fluctuation between years is primarily attributable to the 1999 receipt of \$263 million related to the sale of the Corporation's interest in L-3 which was partially offset by a \$169 million decrease in 2000 of expenditures for property, plant, and equipment.

Financing Activities

The Corporation used \$2.6 billion in cash for financing activities during 2001 compared to \$2.7 billion used and \$731 million provided by financing activities during 2000 and 1999, respectively. During 2001, improved operating cash flows and cash provided by investing activities allowed the Corporation to reduce its long-term debt by approximately \$2.4 billion. As discussed in more detail under the caption "Capital Structure and Resources," the reduction in long-term debt was primarily attributable to the pre-payment of notes issued to a wholly-owned subsidiary of General Electric Company (GE), payments on scheduled debt maturities, and the early retirement of certain other debt instruments. Approximately \$89 million of long-term debt will mature in 2002. The \$3.5 billion change in cash used

by financing activities in 2000 from the cash provided by financing activities in 1999 reflects the Corporation's issuance of \$3.0 billion in long-term debt in 1999 and the \$1.0 billion increase in debt retirements in 2000 versus 1999, partially offset by a \$405 million decrease in short-term debt repayments and a \$162 million decrease in dividend payments. The increase in debt retirements was primarily attributable to the Corporation's completion of tender offers for certain of its long-term debt securities during the fourth quarter of 2000. The Corporation used \$2.1 billion to consummate the tender offers, resulting in the early extinguishment of \$1.9 billion in long-term debt and an extraordinary loss of \$156 million, or \$95 million after tax.

The Corporation paid dividends of \$192 million in 2001 compared to \$183 million in 2000 and \$345 million in 1999.

Other

The Corporation receives advances on certain contracts to finance inventories. At December 31, 2001, approximately \$2.9 billion in advances and progress payments related to work in process were received from customers and recorded as a reduction to inventories in the Corporation's consolidated balance sheet. Also at December 31, 2001, \$566 million of customer advances and progress payments were recorded in receivables as a reduction to unbilled costs and accrued profits. Approximately \$5.0 billion of customer advances and amounts in excess of costs incurred, which are typically from foreign governments and commercial customers, were included in current liabilities at the end of 2001.

The Corporation uses "free cash flow" as a measure to evaluate its performance. The calculation of free cash flow begins with net cash provided by operating activities from the consolidated statement of cash flows. This amount is then decreased by expenditures for property, plant and equipment, and increased by proceeds from the disposal of property, plant and equipment and by income taxes paid related to divested businesses and investments. Free cash flow was \$2.0 billion for 2001 and \$1.8 billion for 2000.

Capital Structure and Resources

Total debt, including short-term borrowings, decreased by approximately \$2.4 billion during 2001 from a balance of \$10.0 billion at December 31, 2000. The decrease was primarily attributable to the pre-payment of \$1.26 billion in

notes issued to GE mentioned previously, originally scheduled to mature in November 2002, payments of \$825 million in scheduled debt maturities, the early redemption of \$200 million of 8.125% Monthly Income Preferred Securities (MIPS) due in 2025, issued by a wholly-owned subsidiary of COMSAT, and the early retirement of \$117 million of 7.0% debentures due in 2011. The Corporation recorded an extraordinary loss, net of \$22 million in income tax benefits, of \$36 million associated with the early retirement of the 7.0% debentures. The Corporation's long-term debt is primarily in the form of publicly issued, fixed-rate notes and debentures. At December 31, 2001, the Corporation held cash and cash equivalents of \$912 million, a portion of which will be used to meet scheduled long-term debt maturities in 2002.

Total stockholders' equity was \$6.4 billion at December 31, 2001, a decrease of \$717 million from December 31, 2000. This decrease resulted primarily from the net loss of \$1.0 billion and the payment of dividends of \$192 million. The decline was partially offset by employee stock option and ESOP activities of \$394 million and other comprehensive income of \$127 million. Other comprehensive income was largely due to the Corporation's decision to write-down its investment in Loral Space which resulted in a reclassification of unrealized losses on Loral Space to the net loss for 2001. As a result of the above factors, the Corporation's total debt to capitalization ratio decreased from 58.2 percent at December 31, 2000 to 53.8 percent at December 31, 2001.

At the end of 2001, the Corporation had in place a \$1.0 billion 1-year revolving credit facility and a \$1.5 billion 5-year revolving credit facility (the Credit Facilities). No borrowings were outstanding under the Credit Facilities at December 31, 2001. Borrowings under the Credit Facilities would be unsecured and bear interest at rates based, at the Corporation's option, on the Eurodollar rate or a bank Base Rate (as defined). Each bank's obligation to make loans under the Credit Facilities is subject to, among other things, compliance by the Corporation with various representations, warranties and covenants, including, but not limited to, covenants limiting the ability of the Corporation and certain of its subsidiaries to encumber their assets and a covenant not to exceed a maximum leverage ratio. The Credit Facilities replaced a \$3.5 billion revolving credit facility which expired in December 2001.

MANAGEMENT'S DISCUSSION AND ANALYSIS OF FINANCIAL CONDITION AND RESULTS OF OPERATIONS

Lockheed Martin Corporation

December 31, 2001

The Corporation has agreements in place with certain banking institutions which provide for the issuance of commercial paper. There were no commercial paper borrowings outstanding at December 31, 2001. If the Corporation were to issue commercial paper, such borrowings would be supported by the Credit Facilities.

The Corporation has an effective shelf registration statement on file with the Securities and Exchange Commission to provide for the issuance of up to \$1 billion in debt securities. Were the Corporation to issue debt securities under this shelf registration, it would expect to use the net proceeds for general corporate purposes. These purposes may include repayment of other debt, working capital needs, capital expenditures, acquisitions and any other general corporate purpose.

The Corporation actively seeks to finance its business in a manner that preserves financial flexibility while minimizing borrowing costs to the extent practicable. The Corporation's management continually reviews changes in financial, market and economic conditions to manage the types, amounts and maturities of the Corporation's indebtedness. Periodically, the Corporation may refinance existing indebtedness, vary its mix of variable rate and fixed rate debt, or seek alternative financing sources for its cash and operational needs.

Cash and cash equivalents (including temporary investments), internally generated cash flow from operations and other available financing resources, including those described above, are expected to be sufficient to meet anticipated operating, capital expenditure and debt service requirements, and discretionary investment needs, during the next twelve months. In addition to the businesses held for sale discussed previously and consistent with the Corporation's desire to generate cash to reduce debt and invest in its core businesses, management anticipates that, subject to prevailing financial, market and economic conditions, the Corporation will continue to explore the sale of non-core businesses, passive equity investments and surplus real estate.

At December 31, 2001, the Corporation had contractual commitments to repay debt (including capital lease obligations), and to make payments under operating leases. Generally, the Corporation's long-term debt obligations are subject to, among other things, compliance with certain covenants, including, but not limited to, covenants limiting the ability of the Corporation and certain of its

subsidiaries to encumber their assets. Payments due under these long-term obligations are as follows:

(In millions)	Payments Due by Period				
	Total	Less than 1 year	1-3 years	4-5 years	After 5 years
Long-term debt and capital lease obligations	\$7,511	\$ 89	\$ 922	\$ 795	\$5,705
Operating lease commitments ^(a)	855	139	254	220	242
Total contractual cash obligations	\$8,366	\$228	\$1,176	\$1,015	\$5,947

(a) Amounts include future payments related to a leasing arrangement with a state government authority for Atlas V launch facilities. Total payments over the 10-year term of the lease are expected to be approximately \$320 million. Lease payments are expected to begin in the second half of 2002. Amounts exclude lease commitments related to discontinued operations, as such commitments are expected to be transferred upon the sale of the discontinued businesses.

The Corporation has entered into standby letter of credit agreements and other arrangements with financial institutions and customers primarily relating to the guarantee of future performance on certain contracts to provide products and services to customers. At December 31, 2001, the Corporation had contingent liabilities on outstanding letters of credit, guarantees and other arrangements, as follows:

(In millions)	Commitment Expiration per Period				
	Total Commitment	Less than 1 year	1-3 years	4-5 years	After 5 years
Surety bonds ^(a)	\$425	\$247	\$117	\$ 61	\$ —
Standby letters of credit ^(a)	307	192	40	64	11
Guarantees	167	15	152	—	—
Total commitments	\$899	\$454	\$309	\$125	\$11

(a) Approximately \$118 million of surety bonds in the "less than 1 year" period, and approximately \$127 million and \$8 million of standby letters of credit in the "less than 1 year" and "1-3 year" periods, respectively, are expected to automatically renew for additional one to two year periods until completion of the underlying contractual obligation.

The Corporation has issued standby letters of credit and surety bonds totaling \$3.9 billion related to advances received from customers and/or to secure the Corporation's performance under long-term contracts. Amounts included in the table above totaling \$732 million are those amounts over and above advances received from customers

which are recorded in the consolidated balance sheet at December 31, 2001 as either offsets against "Inventories" or in "Customer advances and amounts in excess of costs incurred." Of the \$3.2 billion recorded in the consolidated balance sheet, \$2 billion relates to a standby letter of credit to secure advance payments received under an F-16 contract from an international customer. This letter of credit is available for draw down only in the event of the Corporation's nonperformance. Similar to the letter of credit supporting the F-16 contract, letters of credit and surety bonds for other contracts are available for draw down only in the event of the Corporation's nonperformance.

The Corporation satisfied its contractual obligation with respect to its guarantee of certain indebtedness of Globalstar, L.P. (Globalstar) with a net payment of \$150 million on June 30, 2000 to repay a portion of Globalstar's borrowings under a revolving credit agreement. This payment resulted in the Corporation recording a nonrecurring and unusual charge, net of state income tax benefits, of approximately \$141 million in 2000 which reduced net earnings for the year by \$91 million, or \$0.23 per diluted share (see "Note 10—Debt" for further discussion). The Corporation has no remaining guarantees related to Globalstar. On February 15, 2002, Globalstar and certain of its affiliates filed a voluntary petition under Chapter 11 of the U.S. Bankruptcy Code.

The Corporation continues to guarantee up to \$150 million in borrowings of Space Imaging LLC (Space Imaging), a joint venture in which it holds a 46 percent ownership interest. The amount of borrowings outstanding as of December 31, 2001 for which Lockheed Martin was guarantor was approximately \$140 million. This amount is included in the amounts related to guarantees included in the table above. The Corporation's investment in Space Imaging is accounted for under the equity method of accounting. At December 31, 2001, the Corporation's investment in and receivables from Space Imaging amounted to approximately \$111 million. Space Imaging is pursuing its business plan, including assessments relative to future investment in replacement satellites and related financing requirements, and Lockheed Martin, as an investor and partner, is working with its other partners and Space Imaging in this regard.

Effective March 31, 2000, the Corporation converted its 45.9 million shares of Loral Space & Communications Ltd. (Loral Space) Series A Preferred Stock into an equal number of shares of Loral Space common stock in preparation for divestiture of the shares. Due to the market price of

Loral Space stock and the potential impact of underlying market and industry conditions on Loral Space's ability to execute its current business plans, the Corporation recorded a nonrecurring and unusual charge, net of state income tax benefits, of \$361 million in the third quarter of 2001 related to its investment in Loral Space. The charge reduced net earnings by \$235 million (\$0.54 per diluted share).

Realization of the Corporation's investments in equity securities, including those discussed above as well as the global telecommunications equity investments expected to be monetized mentioned previously, may be affected by the investee's ability to obtain adequate funding and execute its business plans, general market conditions, industry considerations specific to the investee's business, and/or other factors. The inability of an investee to obtain future funding or successfully execute its business plan could adversely affect the Corporation's earnings in the periods affected by those events.

Environmental Matters

The Corporation records appropriate financial statement accruals for environmental issues in the period in which it is probable that a liability has been incurred and the amounts can be reasonably estimated (see related discussion in "Note 1—Significant Accounting Policies" under the caption "Environmental matters"). Significant judgment is required in developing assumptions and estimating costs to be incurred for environmental remediation activities due to, among other factors, the complexity of environmental regulations, remediation technologies and agreements among Potentially Responsible Parties (PRPs) to share in remediation efforts as discussed below. The Corporation enters into agreements (e.g., administrative orders, consent decrees) which must be fully analyzed to determine the extent of its obligation. The agreements generally cover several years which makes compliance cost estimation more judgmental due, for example, to changing technologies. Management must assess the type of technology to be used to accomplish the remediation and continually evolving regulatory environmental standards in evaluating costs associated with these sites. These factors are considered in management's estimates of the timing and amount of any future costs that may be necessary for remedial actions. Given the level of judgments and estimation which must occur as described above, it is likely that materially different amounts could be recorded if different assumptions were used or if underlying circumstances were to change (e.g., a significant change in environmental standards).

MANAGEMENT'S DISCUSSION AND ANALYSIS OF FINANCIAL CONDITION AND RESULTS OF OPERATIONS

Lockheed Martin Corporation

December 31, 2001

As more fully described in "Note 16—Commitments and Contingencies," the Corporation is responding to three administrative orders issued by the California Regional Water Quality Control Board (the Regional Board) in connection with its former facilities in Redlands, California. The Corporation estimates that expenditures required to implement work currently approved by the Regional Board related to the Redlands facilities will be approximately \$85 million. In addition, the Corporation is coordinating with the U.S. Air Force, which is working with the aerospace and defense industry to conduct preliminary studies of the potential health effects of perchlorate exposure associated with several sites across the country, including the Redlands site. The results of these studies are intended to assist the Corporation in determining its ultimate clean-up obligation, if any, with respect to perchlorates. In January 2002, the State of California reduced its provisional standard for perchlorate concentration in water from 18 parts per billion (ppb) to four ppb. This provisional standard may be used by the State in providing guidelines to water purveyors; however, until such time as it is formally adopted after a public notice and comment period, it is not a legally enforceable standard. If formally adopted as a regulation, this change would lead to increased clean-up costs for the Corporation related to the Redlands site.

Also as described in Note 16, since 1990, the Corporation has been responding to various consent decrees and orders relating to soil and regional groundwater contamination in the San Fernando Valley (including the cities of Burbank and Glendale) associated with the Corporation's former operations in Burbank, California. Under an agreement reached with the U.S. Government and filed with the U.S. District Court in January 2000 (the Agreement), an amount equal to approximately 50 percent of future expenditures for certain remediation activities will be reimbursed by the U.S. Government as a responsible party under the Comprehensive Environmental Response, Compensation and Liability Act (CERCLA). The Corporation estimates that total expenditures required over the remaining terms of the consent decrees and orders related to the Burbank and Glendale sites, net of the effects of the Agreement, will be approximately \$50 million.

The Corporation is a party to various other proceedings and potential proceedings related to environmental clean-up issues, including matters at various sites where it has been designated a PRP by the EPA or by a state agency. In the event the Corporation is ultimately found to have liability at those sites where it has been designated a PRP, it anticipates that the actual burden for the costs of remediation will be shared with other liable PRPs. Generally, PRPs that are ultimately determined to be responsible parties are strictly liable for site clean-up and usually agree among themselves to share, on an allocated basis, the costs and expenses for investigation and remediation of hazardous materials. Under existing environmental laws, however, responsible parties are jointly and severally liable and, therefore, the Corporation is potentially liable for the full cost of funding such remediation. In the unlikely event that the Corporation was required to fund the entire cost of such remediation, the statutory framework provides that the Corporation may pursue rights of contribution from the other PRPs.

In addition to the matters with respect to the Redlands and Burbank properties and the city of Glendale described above, the Corporation has accrued approximately \$165 million at December 31, 2001 for other matters in which an estimate of financial exposure could be determined. Management believes that it is unlikely that any additional liability the Corporation may incur for known environmental issues would have a material adverse effect on its consolidated results of operations or financial position.

Also as more fully described in Note 16, the Corporation is continuing to pursue recovery of a significant portion of the unanticipated costs incurred in connection with the \$180 million fixed-price contract with the U.S. Department of Energy (DoE) for the remediation of waste found in Pit 9. The Corporation has been unsuccessful to date in reaching agreements with the DoE on cost recovery or other contract restructuring matters. In 1998, the DoE terminated the Pit 9 contract for default and filed suit against the Corporation seeking recovery of approximately \$54 million previously paid to the Corporation under the contract. The Corporation is defending this action while continuing with its efforts to resolve the dispute through non-litigation means.

Other Matters

The Corporation's primary exposure to market risk relates to interest rates and, to a lesser extent, foreign currency exchange rates. The Corporation's financial instruments which are subject to interest rate risk principally include commercial paper and fixed rate long-term debt. At December 31, 2001, the Corporation had no commercial paper outstanding. The Corporation's long-term debt obligations are generally not callable until maturity. The Corporation uses interest rate swaps to manage its exposure to fixed and variable interest rates. At year-end 2001, the Corporation had such instruments in place to swap fixed interest rates on approximately \$670 million of its long-term debt for variable interest rates based on LIBOR. The interest rate swap agreements are designated as effective hedges of the fair value of the underlying fixed rate debt instruments (see the discussion under the caption "Derivative financial instruments" in "Note 1—Significant Accounting Policies"). At December 31, 2001, the fair values of interest rate swap agreements outstanding were not material. The amounts of gains and losses from changes in the fair values of the swap agreements were entirely offset by those from changes in the fair value of the associated debt obligations. The interest rate swaps create a market exposure to changes in the LIBOR rate. To the extent that the LIBOR index upon which the swaps are based increases by 1%, the Corporation's interest expense would increase by \$6.7 million on a pretax basis. A decline in the LIBOR index of 1% would lower interest expense by a like amount. Changes in swap rates would affect the market value of the agreements, but such changes in value would be offset by changes in value of the underlying debt obligations. A 1% rise in swap rates from those prevailing at December 31, 2001 would result in a decrease in market value of approximately \$12 million. A 1% decline would increase the market value by a like amount. In January 2002, the Corporation entered into additional interest rate swap agreements to swap fixed interest rates for variable rates on approximately \$250 million of its long-term debt.

The Corporation uses forward exchange contracts to manage its exposure to fluctuations in foreign exchange rates. These contracts are designated as qualifying hedges of the cash flows associated with firm commitments or specific anticipated transactions, and related gains and losses on the contracts are recognized in income when the hedged transaction occurs. Effective January 1, 2001, the Corporation began accounting for these contracts under the provisions of SFAS No. 133, "Accounting for Derivative Instruments and Hedging Activities," as amended. At December 31, 2001, the fair value of forward exchange contracts outstanding, as well as the amounts of gains and losses recorded during the year then ended, were not material. The Corporation does not hold or issue derivative financial instruments for trading purposes.

The Corporation adopted SFAS No. 142, "Accounting for Goodwill and Other Intangible Assets," as of January 1, 2002. Among other things, the Statement prohibits the amortization of goodwill and sets forth a new methodology for periodically assessing and, if warranted, recording impairment of goodwill. In connection with the impairment provisions of the new rules, the Corporation has completed the initial step of the goodwill impairment test and has concluded that no adjustment to the balance of goodwill at the date of adoption is required. In addition, the Corporation reassessed the estimated remaining useful lives of other intangible assets as part of its adoption of the Statement. As a result of that review, the estimated useful life of the intangible asset related to the F-16 fighter aircraft program has been extended. This change is expected to decrease annual amortization expense associated with that intangible asset by approximately \$30 million on a pretax basis. If the Statement had been adopted at the beginning of 2001, the extension of the estimated useful life of that intangible asset and the absence of goodwill amortization would have increased earnings from continuing operations before extraordinary item by approximately \$240 million (\$0.55 per diluted share).

MANAGEMENT'S RESPONSIBILITY FOR FINANCIAL REPORTING

Lockheed Martin Corporation

The management of Lockheed Martin prepared and is responsible for the consolidated financial statements and all related financial information contained in this Annual Report. The consolidated financial statements, which include amounts based on estimates and judgments, have been prepared in accordance with accounting principles generally accepted in the United States.

In recognition of its responsibility for the integrity and objectivity of data in the financial statements, the Corporation maintains a system of internal accounting controls designed and intended to provide reasonable assurance, based on an appropriate cost to benefit relationship, that assets are safeguarded and transactions are properly executed and recorded. An environment that provides for an appropriate level of control consciousness is maintained and monitored and includes examinations by an internal audit staff and by the independent auditors in connection with their reviews of interim financial information and their annual audit.

Essential to the Corporation's internal control system is management's dedication to the highest standards of integrity, ethics and social responsibility. In connection therewith, management has issued the Code of Ethics and Business Conduct and written policy statements that cover, among other topics, environmental protection, potentially conflicting outside interests of employees, proper business practices, and adherence to high standards of conduct and practices in dealings with customers, including the U.S. Government. The importance of ethical behavior is regularly communicated to all employees through the distribution of the Code of Ethics and Business Conduct, and through ongoing education and review programs designed to create a strong compliance environment.

The Audit and Ethics Committee of the Board of Directors is composed of six outside directors. This Committee meets periodically with the independent auditors, internal auditors and management to review their activities. Both the independent auditors and the internal auditors have unrestricted access to meet with members of the Audit and Ethics Committee, with or without management representatives present.

The Audit and Ethics Committee recommends to the Board of Directors the selection of the independent auditors, which is then submitted to the stockholders of the Corporation for ratification. The consolidated financial statements included in this Annual Report have been audited by Ernst & Young LLP, whose report follows.



Christopher E. Kubasik
*Senior Vice President and
Chief Financial Officer*



Rajeev Bhalla
Vice President and Controller

REPORT OF ERNST & YOUNG LLP, INDEPENDENT AUDITORS

Lockheed Martin Corporation

Board of Directors and Stockholders
Lockheed Martin Corporation

We have audited the accompanying consolidated balance sheet of Lockheed Martin Corporation as of December 31, 2001 and 2000, and the related consolidated statements of operations, stockholders' equity, and cash flows for each of the three years in the period ended December 31, 2001. These financial statements are the responsibility of the Corporation's management. Our responsibility is to express an opinion on these financial statements based on our audits.

We conducted our audits in accordance with auditing standards generally accepted in the United States. Those standards require that we plan and perform the audit to obtain reasonable assurance about whether the financial statements are free of material misstatement. An audit includes examining, on a test basis, evidence supporting the amounts and disclosures in the financial statements. An audit also includes assessing the accounting principles used and significant estimates made by management, as well as evaluating the overall financial statement presentation. We believe that our audits provide a reasonable basis for our opinion.

In our opinion, the consolidated financial statements referred to above present fairly, in all material respects, the consolidated financial position of Lockheed Martin Corporation at December 31, 2001 and 2000, and the consolidated results of its operations and its cash flows for each of the three years in the period ended December 31, 2001, in conformity with accounting principles generally accepted in the United States.

As discussed in Note 1 of the Notes to Consolidated Financial Statements, in 2001 the Corporation adopted Statement of Financial Accounting Standards No. 144, "Accounting for the Impairment or Disposal of Long-Lived Assets," and in 1999 adopted the provisions of the American Institute of Certified Public Accountants' Statement of Position No. 98-5, "Reporting on the Costs of Start-Up Activities."

Ernst + Young LLP

McLean, Virginia
January 21, 2002

CONSOLIDATED STATEMENT OF OPERATIONS

Lockheed Martin Corporation

<i>(In millions, except per share data)</i>	<i>Year ended December 31,</i>		
	2001	2000	1999
Net sales	\$23,990	\$24,541	\$24,999
Cost of sales	22,447	22,881	23,346
Earnings from operations	1,543	1,660	1,653
Other income and expenses, net	(655)	(409)	344
Interest expense	888	1,251	1,997
	700	919	809
Earnings from continuing operations before income taxes, extraordinary items and cumulative effect of change in accounting	188	332	1,188
Income tax expense	109	714	459
Earnings (loss) from continuing operations before extraordinary items and cumulative effect of change in accounting	79	(382)	729
Discontinued operations	(1,089)	(42)	8
Extraordinary loss on early extinguishments of debt	(36)	(95)	—
Cumulative effect of change in accounting	—	—	(355)
Net (loss) earnings	\$ (1,046)	\$ (519)	\$ 382
Earnings (loss) per common share:			
Basic:			
Continuing operations before extraordinary items and cumulative effect of change in accounting	\$ 0.18	\$ (0.95)	\$ 1.91
Discontinued operations	(2.55)	(0.10)	0.02
Extraordinary loss on early extinguishments of debt	(0.08)	(0.24)	—
Cumulative effect of change in accounting	—	—	(0.93)
	\$ (2.45)	\$ (1.29)	\$ 1.00
Diluted:			
Continuing operations before extraordinary items and cumulative effect of change in accounting	\$ 0.18	\$ (0.95)	\$ 1.90
Discontinued operations	(2.52)	(0.10)	0.02
Extraordinary loss on early extinguishments of debt	(0.08)	(0.24)	—
Cumulative effect of change in accounting	—	—	(0.93)
	\$ (2.42)	\$ (1.29)	\$ 0.99

See accompanying Notes to Consolidated Financial Statements.

CONSOLIDATED STATEMENT OF CASH FLOWS

Lockheed Martin Corporation

<i>(In millions)</i>	<i>Year ended December 31,</i>		
	2001	2000	1999
Operating Activities			
Earnings (loss) from continuing operations before extraordinary item and cumulative effect of change in accounting	\$ 79	\$ (382)	\$ 729
Adjustments to reconcile earnings (loss) from continuing operations before extraordinary item and cumulative effect of change in accounting to net cash provided by operating activities:			
(Loss) earnings from discontinued operations	(1,089)	(42)	8
Depreciation and amortization	425	464	514
Amortization of goodwill and other intangible assets	398	423	438
Deferred federal income taxes	(118)	(96)	299
Net charges related to discontinued operations, write-off of Astrolink and other charges	1,511	—	—
Write-down of other investments	476	125	—
Loss related to AES Transaction	—	547	—
Gain on sale of Control Systems business	—	(325)	—
Changes in operating assets and liabilities:			
Receivables	(34)	239	146
Inventories	651	(194)	(386)
Customer advances and amounts in excess of costs incurred	318	352	353
Income taxes	(456)	522	(284)
Other	(336)	383	(740)
Net cash provided by operating activities	1,825	2,016	1,077
Investing Activities			
Expenditures for property, plant and equipment	(619)	(500)	(669)
Sale of IMS	825	—	—
Investments in affiliated companies	(192)	(257)	(170)
AES Transaction	—	1,670	—
Sale of Control Systems business	—	510	—
Sale of shares of Inmarsat	—	164	—
COMSAT tender offer	—	—	(1,203)
Sale of interest in L-3	—	—	263
Other	125	175	141
Net cash provided by (used for) investing activities	139	1,762	(1,638)
Financing Activities			
Net decrease in short-term borrowings	(12)	(463)	(868)
Increases in long-term debt	—	—	2,994
Repayments and early extinguishment of long-term debt	(2,566)	(2,096)	(1,067)
Issuances of common stock	213	14	17
Common stock dividends	(192)	(183)	(345)
Net cash (used for) provided by financing activities	(2,557)	(2,728)	731
Net (decrease) increase in cash and cash equivalents	(593)	1,050	170
Cash and cash equivalents at beginning of year	1,505	455	285
Cash and cash equivalents at end of year	\$ 912	\$ 1,505	\$ 455

See accompanying Notes to Consolidated Financial Statements.

CONSOLIDATED BALANCE SHEET

Lockheed Martin Corporation

<i>(In millions)</i>	<i>December 31,</i>	
	2001	2000
Assets		
Current assets:		
Cash and cash equivalents	\$ 912	\$ 1,505
Receivables	4,049	3,986
Inventories	3,140	3,805
Deferred income taxes	1,566	1,213
Assets of businesses held for sale	638	2,332
Other current assets	473	498
Total current assets	10,778	13,339
Property, plant and equipment, net	2,991	2,941
Investments in equity securities	1,884	2,433
Intangible assets related to contracts and programs acquired	939	1,073
Goodwill	7,371	7,479
Prepaid pension cost	2,081	1,794
Other assets	1,610	1,367
	\$27,654	\$30,426
Liabilities and Stockholders' Equity		
Current liabilities:		
Accounts payable	\$ 1,419	\$ 1,106
Customer advances and amounts in excess of costs incurred	5,002	4,697
Salaries, benefits and payroll taxes	1,100	978
Income taxes	63	519
Current maturities of long-term debt	89	882
Liabilities of businesses held for sale	387	467
Other current liabilities	1,629	1,653
Total current liabilities	9,689	10,302
Long-term debt	7,422	9,065
Post-retirement benefit liabilities	1,565	1,647
Deferred income taxes	992	790
Other liabilities	1,543	1,462
Stockholders' equity:		
Common stock, \$1 par value per share	441	431
Additional paid-in capital	2,142	1,789
Retained earnings	3,961	5,199
Unearned ESOP shares	(84)	(115)
Accumulated other comprehensive loss	(17)	(144)
Total stockholders' equity	6,443	7,160
	\$27,654	\$30,426

See accompanying Notes to Consolidated Financial Statements.

CONSOLIDATED STATEMENT OF STOCKHOLDERS' EQUITY

Lockheed Martin Corporation

<i>(In millions, except per share data)</i>	Common Stock	Additional Paid-In Capital	Retained Earnings	Unearned ESOP Shares	Accumulated Other Comprehensive Loss	Total Stockholders' Equity	Comprehensive Income (Loss)
Balance at December 31, 1998	\$393	\$ 70	\$ 5,864	\$(182)	\$ (8)	\$ 6,137	
Net earnings	—	—	382	—	—	382	\$ 382
Common stock dividends declared (\$0.88 per share)	—	—	(345)	—	—	(345)	—
Stock awards and options, and ESOP activity	5	152	—	32	—	189	—
Other comprehensive loss	—	—	—	—	(2)	(2)	(2)
Balance at December 31, 1999	398	222	5,901	(150)	(10)	6,361	\$ 380
Net loss	—	—	(519)	—	—	(519)	\$ (519)
Common stock dividends declared (\$0.44 per share)	—	—	(183)	—	—	(183)	—
Stock awards and options, and ESOP activity	6	177	—	35	—	218	—
Stock issued in COMSAT Merger	27	1,319	—	—	—	1,346	—
COMSAT stock options assumed	—	71	—	—	—	71	—
Other comprehensive loss:							
Net unrealized loss from available-for-sale investments	—	—	—	—	(129)	(129)	(129)
Other	—	—	—	—	(5)	(5)	(5)
Balance at December 31, 2000	431	1,789	5,199	(115)	(144)	7,160	\$ (653)
Net loss	—	—	(1,046)	—	—	(1,046)	\$ (1,046)
Common stock dividends declared (\$0.44 per share)	—	—	(192)	—	—	(192)	—
Stock awards and options, and ESOP activity	10	353	—	31	—	394	—
Other comprehensive income (loss):							
Net unrealized gain from available-for-sale investments	—	—	—	—	23	23	23
Loral Space reclassification adjustment	—	—	—	—	151	151	151
Minimum pension liability	—	—	—	—	(33)	(33)	(33)
Other	—	—	—	—	(14)	(14)	(14)
Balance at December 31, 2001	\$441	\$2,142	\$ 3,961	\$ (84)	\$ (17)	\$ 6,443	\$ (919)

See accompanying Notes to Consolidated Financial Statements.

NOTES TO CONSOLIDATED FINANCIAL STATEMENTS

Lockheed Martin Corporation

December 31, 2001

Note 1—Significant Accounting Policies

Organization—Lockheed Martin Corporation (Lockheed Martin or the Corporation) is engaged in the conception, research, design, development, manufacture, integration and operation of advanced technology systems, products and services. Its products and services range from aircraft, spacecraft and launch vehicles to missiles, electronics and information systems. The Corporation serves customers in both domestic and international defense and commercial markets, with its principal customers being agencies of the U.S. Government.

Basis of consolidation and use of estimates—The consolidated financial statements include the accounts of wholly-owned subsidiaries and majority-owned entities which the Corporation controls. Intercompany balances and transactions have been eliminated in consolidation. The preparation of consolidated financial statements in conformity with accounting principles generally accepted in the United States requires management to make estimates and assumptions, including estimates of anticipated contract costs and revenues utilized in the earnings recognition process, that affect the reported amounts in the financial statements and accompanying notes. Actual results could differ from those estimates.

Classifications—Receivables and inventories are primarily attributable to long-term contracts or programs in progress for which the related operating cycles are longer than one year. In accordance with industry practice, these items are included in current assets. Certain amounts for prior years have been reclassified to conform with the 2001 presentation.

Cash and cash equivalents—Cash equivalents are generally composed of highly liquid instruments with maturities of three months or less when purchased. Due to the short maturity of these instruments, carrying value on the Corporation's consolidated balance sheet approximates fair value.

Receivables—Receivables consist of amounts billed and currently due from customers, and include unbilled costs and accrued profits primarily related to revenues on long-term contracts that have been recognized for accounting purposes but not yet billed to customers. As such revenues are recognized, appropriate amounts of customer advances and progress payments are reflected as an offset to the related accounts receivable balance.

Inventories—Inventories are stated at the lower of cost or estimated net realizable value. Costs on long-term contracts and programs in progress represent recoverable costs incurred for production, allocable operating overhead and, where appropriate, research and development and general and administrative expenses. Pursuant to contract provisions, agencies of the U.S. Government and certain other customers have title to, or a security interest in, inventories related to such contracts as a result of advances and progress payments. Such advances and progress payments are reflected as an offset against the related inventory balances. General and administrative expenses related to commercial products and services provided essentially under commercial terms and conditions are expensed as incurred. Costs of other product and supply inventories are principally determined by the first-in, first-out or average cost methods.

Property, plant and equipment—Property, plant and equipment are carried principally at cost. Depreciation is provided on plant and equipment generally using accelerated methods during the first half of the estimated useful lives of the assets; thereafter, straight-line depreciation generally is used. Estimated useful lives generally range from 10 years to 40 years for buildings and 5 years to 15 years for machinery and equipment.

Investments in equity securities—Investments in equity securities include the Corporation's ownership interests in affiliated companies accounted for under the equity method of accounting. Under this method of accounting, which generally applies to investments that represent a 20 to 50 percent ownership of the equity securities of the investees, the Corporation's share of the earnings or losses of the affiliated companies is included in other income and expenses. The Corporation recognizes currently gains or losses arising from issuances of stock by wholly-owned or majority-owned subsidiaries, or by equity method investees. These gains or losses are also included in other income and expenses. Investments in equity securities also include the Corporation's ownership interests in companies in which its investment represents less than 20 percent. If classified as available for sale, these investments are accounted for at fair value, with unrealized gains and losses recorded in other comprehensive income, in accordance with Statement of Financial Accounting Standards (SFAS) No. 115, "Accounting for Certain Investments in Debt and Equity Securities."

Otherwise, these investments are generally accounted for under the cost method of accounting.

Goodwill and other intangible assets—Intangible assets related to contracts and programs acquired are amortized over the estimated periods of benefit (15 years or less) and are displayed in the consolidated balance sheet net of accumulated amortization of \$1,239 million and \$1,085 million at December 31, 2001 and 2000, respectively. In periods prior to the adoption of SFAS No. 142 (see discussion under the caption “New accounting pronouncements” in this Note), goodwill was amortized ratably over appropriate periods, generally 30 to 40 years; however, beginning January 1, 2002, goodwill will no longer be amortized. Goodwill is displayed on the consolidated balance sheet net of accumulated amortization of \$1,380 million and \$1,160 million at December 31, 2001 and 2000, respectively. Under SFAS No. 142, goodwill will be evaluated for potential impairment annually by comparing the fair value of a reporting unit to its carrying value, including goodwill recorded by the reporting unit. If the carrying value exceeds the fair value, impairment is measured by comparing the derived fair value of goodwill to its carrying value, and any impairment determined is recorded in the current period.

Customer advances and amounts in excess of costs incurred—The Corporation receives advances and progress payments from customers in excess of costs incurred on certain contracts, including contracts with agencies of the U.S. Government. Such advances and progress payments, other than those reflected as an offset to accounts receivable or inventories as discussed above, are classified as current liabilities.

Environmental matters—The Corporation records a liability for environmental matters when it is probable that a liability has been incurred and the amount can be reasonably estimated. A substantial portion of these costs are expected to be reflected in sales and cost of sales pursuant to U.S. Government agreement or regulation. At the time a liability is recorded for future environmental costs, an asset is recorded for estimated future recovery considered probable through the pricing of products and services to agencies of the U.S. Government. The portion of those costs expected to be allocated to commercial business is reflected in cost of sales at the time the liability is established.

Sales and earnings—Sales and anticipated profits under long-term fixed-price production contracts are recorded on a percentage of completion basis, generally using units of delivery as the measurement basis for effort accomplished. Estimated contract profits are taken into earnings in proportion to recorded sales. Sales under certain long-term fixed-price contracts which, among other things, provide for the delivery of minimal quantities or require a significant amount of development effort in relation to total contract value, are recorded upon achievement of performance milestones or using the cost-to-cost method of accounting where sales and profits are recorded based on the ratio of costs incurred to estimated total costs at completion.

Sales under cost-reimbursement-type contracts are recorded as costs are incurred. Applicable estimated profits are included in earnings in the proportion that incurred costs bear to total estimated costs. Sales of products and services provided essentially under commercial terms and conditions are recorded upon shipment or completion of specified tasks.

Amounts representing contract change orders, claims or other items are included in sales only when they can be reliably estimated and realization is probable. Incentives or penalties and awards applicable to performance on contracts are considered in estimating sales and profit rates, and are recorded when there is sufficient information to assess anticipated contract performance. Incentive provisions which increase or decrease earnings based solely on a single significant event are generally not recognized until the event occurs.

When adjustments in contract value or estimated costs are determined, any changes from prior estimates are generally reflected in earnings in the current period. Anticipated losses on contracts are charged to earnings when identified.

Research and development and similar costs—Corporation-sponsored research and development costs primarily include independent research and development and bid and proposal efforts related to government products and services. Except for certain arrangements described below, these costs are generally included as part of the general and administrative costs that are allocated among all contracts and programs in progress under U.S. Government contractual arrangements. Corporation-sponsored product development costs not otherwise allocable are charged to expense when incurred. Under certain arrangements in

NOTES TO CONSOLIDATED FINANCIAL STATEMENTS

Lockheed Martin Corporation

December 31, 2001

which a customer shares in product development costs, the Corporation's portion of such unreimbursed costs is expensed as incurred. Customer-sponsored research and development costs incurred pursuant to contracts are accounted for as contract costs.

Impairment of certain long-lived assets—Generally, the carrying values of long-lived assets other than goodwill are reviewed for impairment if events or changes in the facts and circumstances indicate that their carrying values may not be recoverable. Any impairment determined is recorded in the current period and is measured by comparing the fair value of the related asset to its carrying value.

Derivative financial instruments—The Corporation sometimes uses derivative financial instruments to manage its exposure to fluctuations in interest rates and foreign exchange rates. Effective January 1, 2001, the Corporation began to account for derivative financial instruments in accordance with SFAS No. 133, "Accounting for Derivative Instruments and Hedging Activities." The effect of adopting SFAS No. 133 was not material to the Corporation's consolidated results of operations, cash flows or financial position. Under SFAS No. 133, all derivatives are recorded as either assets or liabilities in the consolidated balance sheet, and periodically adjusted to fair value. The classification of gains and losses resulting from changes in the fair values of derivatives is dependent on the intended use of the derivative and its resulting designation. Adjustments to reflect changes in fair values of derivatives that are not considered highly effective hedges are reflected in earnings. Adjustments to reflect changes in fair values of derivatives that are considered highly effective hedges are either reflected in earnings and largely offset by corresponding adjustments related to the fair values of the hedged items, or reflected in other comprehensive income until the hedged transaction matures and the entire transaction is recognized in earnings. The change in fair value of the ineffective portion of a hedge is immediately recognized in earnings.

Interest rate swap agreements are designated as effective hedges of the fair value of certain existing fixed rate debt instruments. Forward currency exchange contracts are designated as qualifying hedges of cash flows associated with firm commitments or specific anticipated transactions. At December 31, 2001, the fair values of interest rate swap agreements and forward currency exchange contracts

outstanding, as well as the amounts of gains and losses recorded during the year, were not material. The Corporation does not hold or issue derivative financial instruments for trading purposes.

Stock-based compensation—The Corporation measures compensation cost for stock-based compensation plans using the intrinsic value method of accounting as prescribed in Accounting Principles Board Opinion No. 25, "Accounting for Stock Issued to Employees," and related interpretations. The Corporation has adopted those provisions of SFAS No. 123, "Accounting for Stock-Based Compensation," which require disclosure of the pro forma effects on net earnings and earnings per share as if compensation cost had been recognized based upon the estimated fair value at the date of grant for options awarded.

Comprehensive income—Comprehensive income (loss) for the Corporation consists primarily of net earnings (loss), after-tax foreign currency translation adjustments, after-tax unrealized gains and losses related to hedging activities and available-for-sale securities, and the after-tax impact of additional minimum pension liabilities. Income taxes related to components of other comprehensive income are generally recorded based on an effective tax rate of 39 percent. At December 31, 2001, 2000 and 1999, the accumulated balances of other comprehensive income related to foreign currency translation adjustments were not material and, at December 31, 2001, the accumulated balance related to net unrealized gains and losses from hedging activities was not material. For the year ended December 31, 2001, other comprehensive income included a net unrealized gain of \$23 million primarily related to the Corporation's investments in Loral Space & Communications, Ltd. (Loral Space) and New Skies Satellites, N.V. (New Skies), a reclassification adjustment of \$151 million related to the realization of the loss in value of its investment in Loral Space in the third quarter of 2001, and an additional minimum pension liability of \$33 million related to certain of the Corporation's defined benefit pension plans. Other comprehensive loss in 2000 consisted primarily of a \$129 million unrealized loss related to the decline in value of the Corporation's investment in Loral Space.

New accounting pronouncements—The Corporation adopted SFAS No. 142, "Accounting for Goodwill and Other Intangible Assets," as of January 1, 2002. Among

other things, the Statement prohibits the amortization of goodwill and sets forth a new methodology for periodically assessing and, if warranted, recording impairment of goodwill. The Statement also requires completion of the initial step of a transitional impairment test within six months of the adoption of SFAS No. 142 and, if applicable, completion of the final step of the impairment test by the end of the fiscal year of adoption. In connection with the impairment provisions of the new rules, the Corporation has completed the initial step of the goodwill impairment test and has concluded that no adjustment to the balance of goodwill at the date of adoption is required. In addition, the Corporation reassessed the estimated remaining useful lives of other intangible assets as part of its adoption of the Statement. As a result of that review, the estimated useful life of the intangible asset related to the F-16 fighter aircraft program has been extended. This change is expected to decrease annual amortization expense associated with that intangible asset by approximately \$30 million on a pretax basis. If the Statement had been adopted at the beginning of 2001, the extension of the estimated useful life of that intangible asset and the absence of goodwill amortization would have increased earnings from continuing operations before extraordinary item by approximately \$240 million (\$0.55 per diluted share).

The Corporation elected to early adopt, effective January 1, 2001, SFAS No. 144, "Accounting for the Impairment or Disposal of Long-Lived Assets." The new Statement supercedes previous accounting guidance related to impairment of long-lived assets and provides a single accounting methodology for the disposal of long-lived assets, and also supercedes previous guidance with respect to reporting the effects of the disposal of a business. In connection with the Corporation's decision to exit its global telecommunications services business and divest certain of the related business units (see "Note 2—Exit From the Global Telecommunications Services Business"), the results of operations and cash flows of certain businesses identified as held for sale, as well as the impairment and other charges related to the decision to exit these businesses, are classified as discontinued operations in the Corporation's consolidated financial statements for all periods presented, and are excluded from business segment information. Similarly, the assets and liabilities of these businesses are separately identified in the consolidated financial statements as being held for sale.

The results of operations and related gains or losses associated with businesses divested prior to the effective date of the Corporation's adoption of SFAS No. 144, including the divestitures of the Corporation's Aerospace Electronics Systems (AES) businesses and Lockheed Martin Control Systems in 2000, have not been reclassified to discontinued operations in accordance with the Statement.

Effective January 1, 1999, the Corporation adopted the American Institute of Certified Public Accountants' Statement of Position (SOP) No. 98-5, "Reporting on the Costs of Start-Up Activities." This SOP requires that, at the effective date of adoption, costs of start-up activities previously capitalized be expensed and reported as a cumulative effect of a change in accounting principle, and further requires that such costs subsequent to adoption be expensed as incurred. The adoption of SOP No. 98-5 resulted in the recognition of a cumulative effect adjustment which reduced net earnings for the year ended December 31, 1999 by \$355 million (\$0.93 per diluted share). The cumulative effect adjustment was recorded net of income tax benefits of \$227 million, and was primarily composed of approximately \$560 million of costs previously included in inventories.

Note 2—Exit From the Global Telecommunications Services Business

On December 7, 2001, the Corporation announced that it would exit its global telecommunications services business as a result of continuing overcapacity in the telecommunications industry and deteriorating business and economic conditions in Latin America. In connection with its decision, the Corporation reassigned certain of the businesses in the Global Telecommunications segment to other business segments, plans to sell the remaining operations, has positioned the remaining investments for monetization, and is eliminating the administrative infrastructure supporting such businesses and investments. Separately, the Corporation decided not to provide further funding to Astrolink International, LLC (Astrolink) and, due primarily to Astrolink's inability to obtain additional funding from other sources, wrote off its investment in Astrolink (see "Note 9—Investments" for a discussion of the write-off of

NOTES TO CONSOLIDATED FINANCIAL STATEMENTS

Lockheed Martin Corporation

December 31, 2001

Astrolink). As a result of these actions, the Global Telecommunications segment will no longer be reported as a separate business segment.

The Corporation recognized nonrecurring and unusual charges, net of state income tax benefits, totaling approximately \$2.0 billion in the fourth quarter of 2001 related to these actions. The charges decreased net earnings by approximately \$1.7 billion (\$3.98 per diluted share).

The Global Telecommunications segment businesses retained by the Corporation have been realigned as follows:

- The Systems & Technology line of business and the COMSAT General telecommunications business unit has been realigned within the Space Systems segment.
- Enterprise Solutions-U.S., a commercial information technology business, has been realigned within the Technology Services segment.

The Global Telecommunications segment equity investments positioned for monetization include Intelsat, Ltd. (Intelsat), Inmarsat Ventures plc (Inmarsat), New Skies, ACeS International, Ltd. (ACeS), Americom Asia-Pacific, LLC and Astrolink. These investments are now reported as part of the Corporate and Other segment.

Following is a discussion which describes the components of the \$2.0 billion in charges based on their classification in the Corporation's consolidated financial statements.

Discontinued Operations

The \$2.0 billion in charges recorded in the fourth quarter of 2001 included charges, net of state income tax benefits, of approximately \$1.4 billion related to certain global telecommunications services businesses held for sale and exit costs associated with elimination of the administrative infrastructure supporting the global telecommunications businesses and investments. These charges, which reduced net earnings for 2001 by \$1.3 billion (\$3.09 per diluted share), are included in discontinued operations in the Corporation's statement of operations in accordance with SFAS No. 144. In addition, the results of operations of these businesses have been classified as discontinued operations in the Corporation's consolidated statements of operations for all periods presented, and excluded from business segment information. Similarly, the assets and liabilities of these businesses have been separately identified

in the consolidated balance sheet as being held for sale. The Corporation expects to complete the sale of these businesses by the end of 2002. Depreciation and amortization expense are no longer being recorded with respect to the assets of these businesses in accordance with SFAS No. 144. These businesses are recorded at estimated fair value less cost to sell at December 31, 2001. Changes in the estimated fair value will be recorded in future periods as determined. The businesses held for sale are as follows:

- Satellite Services businesses—includes COMSAT Mobile Communications, COMSAT World Systems and Lockheed Martin Intersputnik. In the first quarter of 2002, the Corporation completed the sale of COMSAT Mobile Communications. The transaction is not expected to have a material impact on the Corporation's consolidated results of operations.
- COMSAT-International (formerly Enterprise Solutions-International)—provides telecommunications network services in Latin America, primarily Argentina and Brazil.

Of the \$1.4 billion of charges included in discontinued operations, approximately \$1.2 billion related to impairment of goodwill recorded in the Global Telecommunications segment. The goodwill was recorded in connection with the Corporation's acquisition of COMSAT as discussed in "Note 3—Acquisitions and Other Divestiture Activities." The write-down of the goodwill was based on the relationship of its carrying value to the Corporation's estimated realizable value. Approximately \$170 million of the \$1.4 billion related to impairment of certain long-lived assets employed by foreign businesses held for sale, primarily COMSAT-International. The remainder of the charges included in discontinued operations are related to costs associated with infrastructure reductions, including severance and facilities.

In addition, the Corporation completed the sale of Lockheed Martin IMS Corporation (IMS), a wholly-owned subsidiary, for \$825 million in cash on August 24, 2001. The transaction resulted in a gain, net of state income taxes, of \$476 million and increased net earnings by \$309 million (\$0.71 per diluted share). The results of IMS' operations for all periods presented, as well as the gain on the sale, have been reclassified to discontinued operations in accordance with SFAS No. 144. IMS' assets and liabilities as of December 31, 2000 have been reclassified as held for sale.

Net sales and earnings (loss) before income taxes related to the discontinued businesses were as follows:

(In millions)	Year ended December 31,		
	2001	2000	1999
Net sales	\$ 803	\$ 788	\$ 531
(Loss) earnings before income taxes:			
Results of operations of discontinued businesses	\$ (52)	\$ (46)	\$ 12
Charges related to discontinued businesses, net of IMS gain	(970)	—	—
	\$(1,022)	\$ (46)	\$ 12

The major classes of assets and liabilities of the discontinued businesses classified as held for sale and included in the consolidated balance sheet were as follows:

(In millions)	December 31,	
	2001	2000
Assets		
Receivables	\$ 81	\$ 210
Deferred income taxes	149	91
Property, plant and equipment	277	504
Goodwill	84	1,376
Other assets	47	151
	\$638	\$2,332
Liabilities		
Accounts payable	\$ 28	\$ 78
Customer advances	75	82
Other liabilities	284	307
	\$387	\$ 467

Other Charges Related to Global Telecommunications

The charges recorded in the fourth quarter also included nonrecurring and unusual charges, net of state income tax benefits, of approximately \$132 million related to commitments to and impairment in the values of investments in satellite joint ventures, primarily ACeS and Americom Asia-Pacific, LLC. In addition, approximately \$43 million was recorded for severance and facilities costs, and impairment of certain fixed assets, associated with the business units that have been realigned. On a combined basis, these nonrecurring and unusual charges reduced net earnings for 2001 by \$117 million (\$0.27 per diluted share).

Note 3—Acquisitions and Other Divestiture Activities

Business Combination with COMSAT Corporation

In September 1998, the Corporation and COMSAT Corporation (COMSAT) announced that they had entered

into an Agreement and Plan of Merger to combine the companies in a two-phase transaction. The Corporation completed a cash tender offer for 49 percent of the outstanding stock of COMSAT on September 18, 1999. The total value of this phase of the transaction was \$1.2 billion. The Corporation accounted for its 49 percent investment in COMSAT under the equity method of accounting.

On August 3, 2000, the second phase of the transaction was completed. The total amount recorded related to this phase of the transaction was approximately \$1.3 billion based on the Corporation's issuance of approximately 27.5 million shares of its common stock at a price of \$49 per share. This price per share represents the average of the price of Lockheed Martin's common stock a few days before and after the announcement of the transaction in September 1998.

The total purchase price for COMSAT, including transaction costs and amounts related to Lockheed Martin's assumption of COMSAT stock options, was approximately \$2.6 billion, net of \$76 million in cash balances acquired. The COMSAT transaction was accounted for using the purchase method of accounting, under which the purchase price was allocated to assets acquired and liabilities assumed based on their fair values. Included in these allocations were adjustments totaling approximately \$2.1 billion to record investments in equity securities at fair value and goodwill.

The Corporation consolidated the operations of COMSAT with the results of operations of Lockheed Martin Global Telecommunications, Inc. (LMGT), a wholly-owned subsidiary of the Corporation, from August 1, 2000.

Divestiture Activities

In November 2000, the Corporation sold its Aerospace Electronics Systems (AES) businesses for \$1.67 billion in cash (the AES Transaction). The Corporation recorded a nonrecurring and unusual loss of \$598 million related to the AES Transaction which is included in other income and expenses. The loss reduced net earnings for 2000 by \$878 million (\$2.18 per diluted share).

In September 2000, the Corporation sold Lockheed Martin Control Systems (Control Systems) for \$510 million in cash. This transaction resulted in the recognition of a nonrecurring and unusual gain, net of state income taxes, of \$302 million which is reflected in other income and expenses. The gain increased net earnings for 2000 by \$180 million (\$0.45 per diluted share).

NOTES TO CONSOLIDATED FINANCIAL STATEMENTS

Lockheed Martin Corporation

December 31, 2001

Also in September 2000, the Corporation sold approximately one-third of its interest in Inmarsat for \$164 million. The investment in Inmarsat was acquired as part of the merger with COMSAT. As a result of the transaction, the Corporation's interest in Inmarsat was reduced from approximately 22% to 14%. The sale of shares in Inmarsat did not impact the Corporation's results of operations for 2000.

In March 1997, the Corporation repositioned 10 of its non-core business units as a new independent company, L-3 Communications Holdings, Inc. (L-3). In 1999, the Corporation sold its remaining interest in L-3 in two separate transactions. On a combined basis, these transactions resulted in a nonrecurring and unusual gain, net of state income taxes, of \$155 million which increased net earnings by \$101 million (\$0.26 per diluted share).

In September 1999, the Corporation sold its interest in Airport Group International Holdings, LLC which resulted in a nonrecurring and unusual gain, net of state income taxes, of \$33 million in other income and expenses. In October 1999, the Corporation exited its commercial 3D graphics business through consummation of a series of transactions which resulted in the sale of its interest in Real 3D, Inc., a majority-owned subsidiary, and a nonrecurring and unusual gain, net of state income taxes, of \$33 million in other income and expenses. On a combined basis, these transactions increased net earnings by \$43 million (\$0.11 per diluted share).

Note 4—Restructuring and Other Charges

In the fourth quarter of 1998, the Corporation recorded a nonrecurring and unusual pretax charge, net of state income tax benefits, of \$233 million related to actions surrounding the decision to fund a timely non-bankruptcy shutdown of the business of CalComp Technology, Inc. (CalComp), a majority-owned subsidiary. The financial impacts of actions taken in 1999 to shut down the business

were less than anticipated in the Corporation's plans and estimates and, in the fourth quarter of 1999, the Corporation reversed approximately 10 percent of the original charge recorded in 1998. Based on management's assessment of the remaining actions to be taken as of December 31, 2000 to complete initiatives contemplated in the Corporation's original plans and estimates, the Corporation reversed approximately \$33 million of the original charge, which increased net earnings for 2000 by \$21 million (\$0.05 per diluted share). As of December 31, 2001, the Corporation had substantially completed the shutdown of CalComp's operations and related initiatives.

Under existing U.S. Government regulations, certain costs incurred for consolidation actions that can be demonstrated to result in savings in excess of the cost to implement can be deferred and amortized for government contracting purposes and included as allowable costs in future pricing of the Corporation's products and services. Included in the consolidated balance sheet at December 31, 2001 is approximately \$260 million of deferred costs related to various consolidation actions.

Note 5—Earnings Per Share

Basic and diluted per share results for all periods presented were computed based on the net earnings or loss for the respective periods. The weighted average number of common shares outstanding during the period was used in the calculation of basic earnings (loss) per share. In accordance with SFAS No. 128, "Earnings Per Share," the weighted average number of common shares used in the calculation of diluted per share amounts is adjusted for the dilutive effects of stock options based on the treasury stock method only if an entity records earnings from continuing operations (i.e., before discontinued operations, extraordinary items and cumulative effects of changes in accounting), as such adjustments would otherwise be anti-dilutive to earnings per share from continuing operations.

The following table sets forth the computations of basic and diluted earnings (loss) per share:

<i>(In millions, except per share data)</i>	2001	2000	1999
Net earnings (loss):			
Earnings (loss) from continuing operations before extraordinary items and cumulative effect of change in accounting	\$ 79	\$ (382)	\$ 729
Discontinued operations:			
Results of operations from discontinued businesses	(62)	(42)	8
Charges related to discontinued businesses, net of IMS gain	(1,027)	—	—
Extraordinary loss on early extinguishments of debt	(36)	(95)	—
Cumulative effect of change in accounting	—	—	(355)
Net (loss) earnings for basic and diluted computations	\$ (1,046)	\$ (519)	\$ 382
Average common shares outstanding:			
Average number of common shares outstanding for basic computations	427.4	400.8	382.3
Dilutive stock options—based on the treasury stock method	5.1	— (a)	1.8
Average number of common shares outstanding for diluted computations	432.5	400.8 (a)	384.1
Earnings (loss) per share:			
Basic:			
From continuing operations before extraordinary items and cumulative effect of change in accounting	\$ 0.18	\$ (0.95)	\$ 1.91
Discontinued operations:			
Results of operations from discontinued businesses	(0.15)	(0.10)	0.02
Charges related to discontinued businesses, net of IMS gain	(2.40)	—	—
Extraordinary loss on early extinguishments of debt	(0.08)	(0.24)	—
Cumulative effect of change in accounting	—	—	(0.93)
	\$ (2.45)	\$ (1.29)	\$ 1.00
Diluted:			
From continuing operations before extraordinary items and cumulative effect of change in accounting	\$ 0.18	\$ (0.95)	\$ 1.90
Discontinued operations:			
Results of operations from discontinued businesses	(0.14)	(0.10)	0.02
Charges related to discontinued businesses, net of IMS gain	(2.38)	—	—
Extraordinary loss on early extinguishments of debt	(0.08)	(0.24)	—
Cumulative effect of change in accounting	—	—	(0.93)
	\$ (2.42)	\$ (1.29)	\$ 0.99

(a) The average number of common shares used in the calculation of the diluted loss per share for 2000 has not been adjusted for the effects of 2.3 million dilutive stock options.

Note 6—Receivables

<i>(In millions)</i>	2001	2000
U.S. Government:		
Amounts billed	\$ 1,107	\$ 1,126
Unbilled costs and accrued profits	2,423	2,278
Less customer advances and progress payments	(551)	(457)
Commercial and foreign governments:		
Amounts billed	583	608
Unbilled costs and accrued profits	502	600
Less customer advances and progress payments	(15)	(169)
	\$ 4,049	\$ 3,986

Approximately \$178 million of the December 31, 2001 unbilled costs and accrued profits are not expected to be recovered within one year.

Note 7—Inventories

<i>(In millions)</i>	2001	2000
Work in process, commercial launch vehicles	\$ 1,205	\$ 1,175
Work in process, primarily related to other long-term contracts and programs in progress	4,279	3,816
Less customer advances and progress payments	(2,931)	(1,864)
	2,553	3,127
Other inventories	587	678
	\$ 3,140	\$ 3,805

Work in process inventories at December 31, 2001 and 2000 related to commercial launch vehicles include costs for launch vehicles, both under contract and not under contract, including approximately \$135 million and \$100 million, respectively, of unamortized deferred costs for launch vehicles not under contract related to the commercial Atlas and the Evolved Expendable Launch Vehicle (Atlas V) programs. At December 31, 2001 and 2000, commercial launch vehicle inventories included amounts advanced to Russian manufacturers, Khronichev State Research and Production Space Center and RD AMROSS, a joint venture between Pratt & Whitney and NPO Energomash, of approximately \$730 million and \$657 million, respectively, for the manufacture of launch vehicles and related launch services.

NOTES TO CONSOLIDATED FINANCIAL STATEMENTS

Lockheed Martin Corporation

December 31, 2001

Work in process inventories at December 31, 2001 and 2000 related to other long-term contracts and programs in progress included approximately \$45 million and \$50 million, respectively, of unamortized deferred costs for aircraft not under contract related to the Corporation's C-130J program.

Approximately \$1.3 billion of costs included in 2001 inventories, including approximately \$522 million advanced to Russian manufacturers, are not expected to be recovered within one year.

An analysis of general and administrative costs, including research and development costs, included in work in process inventories follows:

<i>(In millions)</i>	2001	2000	1999
Beginning of year	\$ 393	\$ 482	\$ 669
Incurred during the year	1,818	1,941	2,348
Charged to cost of sales during the year:			
Research and development	(607)	(647)	(822)
Other general and administrative	(1,224)	(1,383)	(1,713)
End of year	\$ 380	\$ 393	\$ 482

In addition, included in cost of sales in 2001, 2000 and 1999 were general and administrative costs, including research and development costs, of approximately \$679 million, \$632 million and \$466 million, respectively, related to commercial programs and activities.

Note 8—Property, Plant and Equipment

<i>(In millions)</i>	2001	2000
Land	\$ 95	\$ 170
Buildings	3,117	2,884
Machinery and equipment	4,830	4,823
	8,042	7,877
Less accumulated depreciation and amortization	(5,051)	(4,936)
	\$ 2,991	\$ 2,941

Note 9—Investments in Equity Securities

<i>(In millions)</i>	2001	2000
Equity method investments:		
Intelsat, Ltd.	\$1,206	\$1,201
Satellite ventures	47	503
Other	89	79
	1,342	1,783
Cost method investments:		
Inmarsat Ventures plc	270	270
Loral Space & Communications, Ltd.	137	146
New Skies Satellites, N.V.	117	188
Other	18	46
	542	650
	\$1,884	\$2,433

Satellite ventures includes the Corporation's investments in Space Imaging, LLC, Astrolink, Americom Asia-Pacific and ACeS. The carrying values of the Corporation's investments in Loral Space and New Skies are marked-to-market.

The carrying value of the Corporation's 24 percent investment in Intelsat, which was acquired in connection with the merger with COMSAT, exceeded the Corporation's share of Intelsat's net assets by approximately \$700 million as a result of purchase accounting adjustments to record the investment at fair value. Prior to the adoption of SFAS No. 142, this amount was being amortized ratably over 30 years; however, as discussed in "Note 1—Significant Accounting Policies," this amount will no longer be amortized beginning January 1, 2002.

The Corporation completed funding of its \$400 million investment commitment to Astrolink, a joint venture in which the Corporation holds a 31 percent interest, in 2001. Astrolink had received a total of \$1.3 billion in equity funding from its partners which, in addition to the Corporation, include Liberty Media, TRW and Telespazio. The Astrolink business plan contemplated obtaining further funding from a combination of strategic equity, public equity and debt funding sources.

In October 2001, the Corporation made the decision and so advised Astrolink that it did not plan to make any additional investment in the joint venture. In addition to its equity investment, Lockheed Martin's Space Systems segment had contracts with Astrolink to manufacture four satellites and provide related launch services, and LMGT had contracts to perform system development and other services. Those contracts were terminated due to Astrolink's funding considerations. In the fourth quarter of 2001, the Corporation recognized a nonrecurring and unusual charge, net of state income tax benefits, of approximately \$367 million in other income and expenses which reflects the other than temporary decline in value of its investment in Astrolink based on the above circumstances. In addition, approximately \$20 million of charges were recorded in cost of sales for certain other costs related to Astrolink. On a combined basis, these charges reduced net earnings for the year ended December 31, 2001 by approximately \$267 million (\$0.62 per diluted share).

In the third quarter of 2001, the Corporation recorded a nonrecurring and unusual charge, net of state income tax benefits, of \$361 million in other income and expenses related to its investment in Loral Space. The charge, which was recorded due to a decline in the value of the Corporation's investment, reduced net earnings by \$235 million (\$0.54 per diluted share). The decline in value of the investment was assessed to be other than temporary due to the downward trend in the market price of Loral Space stock and the potential impact of underlying market and industry conditions on Loral Space's ability to execute its current business plans.

In the first quarter of 2001, the Corporation recorded a nonrecurring and unusual charge, net of state income tax benefits, of \$100 million in other income and expenses related to impairment of its investment in Americom Asia-Pacific, LLC, a joint venture in which the Corporation holds a 50 percent interest. The charge reduced net earnings for the year ended December 31, 2001 by \$65 million (\$0.15 per diluted share). The satellite operated by Americom Asia-Pacific, which serves Southeast Asia, was placed in commercial operation late in the fourth quarter of 2000. The decline in value of the investment was assessed to be other than temporary as a result of lower transponder pricing, lower than expected demand and overall market conditions. The remaining value of the investment was written off in the fourth quarter of 2001 in connection with the

Corporation's decision to exit the global telecommunications services business.

In the fourth quarter of 2000, the Corporation recorded a nonrecurring and unusual charge, net of state income tax benefits, of \$117 million related to impairment of its investment in ACeS due to an other than temporary decline in the value of the investment. ACeS is a joint venture in which the Corporation holds a 33 percent interest at December 31, 2001. ACeS operates the Asian Cellular Satellite System, a geostationary mobile satellite system serving Southeast Asia which was placed in commercial operation in the fourth quarter of 2000. The spacecraft experienced an anomaly that may reduce the overall capacity of the system by about 30 to 35 percent. The decline in the value of the investment was assessed to be other than temporary as a result of the reduced business prospects due to this anomaly as well as overall market conditions. The adjustment reduced net earnings by \$77 million (\$0.19 per share).

Note 10—Debt

The Corporation's long-term debt is primarily in the form of publicly-issued, fixed-rate notes and debentures, summarized as follows:

Type (Maturity Dates) <i>(In millions, except interest rate data)</i>	Range of Interest Rates	2001	2000
Notes (2002–2022)	6.5–9.0%	\$3,114	\$5,202
Debentures (2011–2036)	7.0–9.1%	4,198	4,312
Monthly Income			
Preferred Securities	8.125%	—	200
ESOP obligations (2002–2004)	8.4%	132	177
Other obligations (2002–2016)	1.0–13.1%	67	56
		7,511	9,947
Less current maturities		(89)	(882)
		\$7,422	\$9,065

In September 2001, the Corporation redeemed approximately \$117 million of 7% debentures (\$175 million at face value) due in 2011 which were originally sold at approximately 54 percent of their principal amount. The debentures were redeemed at face value, resulting in an extraordinary loss on early extinguishment of debt, net of \$22 million in income tax benefits, of \$36 million (\$0.08 per diluted share).

NOTES TO CONSOLIDATED FINANCIAL STATEMENTS

Lockheed Martin Corporation

December 31, 2001

In July 2001, COMSAT, a wholly-owned subsidiary of the Corporation, redeemed \$200 million in principal amount of the 8.125% Cumulative Monthly Income Preferred Securities (MIPS) previously issued by a wholly-owned subsidiary of COMSAT. The MIPS were redeemed at par value of \$25 per share plus accrued and unpaid dividends to the redemption date. The redemption did not result in an extraordinary gain or loss on the early extinguishment of debt.

Also in 2001, the Corporation repaid approximately \$1.26 billion of notes outstanding which had been issued to a wholly-owned subsidiary of General Electric Company. The notes would have been due November 17, 2002. The early repayment of the notes did not result in an extraordinary gain or loss on the early extinguishment of debt.

In December 2000, the Corporation purchased approximately \$1.9 billion in principal amount of debt securities included in tender offers for six issues of notes and debentures. The repurchase of the debt securities resulted in an extraordinary loss on early extinguishment of debt, net of \$61 million in income tax benefits, of \$95 million.

In the fourth quarter of 2001, the Corporation entered into interest rate swaps to swap fixed interest rates on approximately \$670 million of its long-term debt for variable interest rates based on LIBOR. At December 31, 2001, the fair values of interest rate swap agreements outstanding, as well as the amounts of gains and losses recorded during the year, were not material.

The registered holders of \$300 million of 40 year Debentures issued in 1996 may elect, between March 1 and April 1, 2008, to have their Debentures repaid by the Corporation on May 1, 2008.

A leveraged employee stock ownership plan (ESOP) incorporated into the Corporation's salaried savings plan borrowed \$500 million through a private placement of notes in 1989. These notes are being repaid in quarterly installments over terms ending in 2004. The ESOP note agreement stipulates that, in the event that the ratings assigned to the Corporation's long-term senior unsecured debt are below investment grade, holders of the notes may require the Corporation to purchase the notes and pay accrued interest. These notes are obligations of the ESOP but are guaranteed by the Corporation and included as debt in the Corporation's consolidated balance sheet.

At the end of 2001, the Corporation had in place a \$1.0 billion 1-year revolving credit facility and a \$1.5 billion 5-year revolving credit facility (the Credit Facilities). Borrowings under the Credit Facilities would be unsecured

and bear interest at rates based, at the Corporation's option, on the Eurodollar rate or a bank Base Rate (as defined). Each bank's obligation to make loans under the Credit Facilities is subject to, among other things, compliance by the Corporation with various representations, warranties and covenants, including, but not limited to, covenants limiting the ability of the Corporation and certain of its subsidiaries to encumber their assets and a covenant not to exceed a maximum leverage ratio. No borrowings were outstanding under the Credit Facilities at December 31, 2001.

The Corporation's long-term debt maturities for the five years following December 31, 2001 are: \$89 million in 2002; \$780 million in 2003; \$142 million in 2004; \$15 million in 2005; \$780 million in 2006; and \$5,705 million thereafter.

Certain of the Corporation's other financing agreements contain restrictive covenants relating to debt, limitations on encumbrances and sale and lease-back transactions, and provisions which relate to certain changes in control.

The estimated fair values of the Corporation's long-term debt instruments at December 31, 2001, aggregated approximately \$8.2 billion, compared with a carrying amount of approximately \$7.5 billion. The fair values were estimated based on quoted market prices for those instruments publicly traded. For privately placed debt, the fair values were estimated based on the quoted market prices for similar issues, or on current rates offered to the Corporation for debt with similar remaining maturities. Unless otherwise indicated elsewhere in the Notes to Consolidated Financial Statements, the carrying values of the Corporation's other financial instruments approximate their fair values.

In June 2000, the Corporation was notified that Globalstar, L.P. (Globalstar) failed to repay borrowings of \$250 million under a revolving credit agreement on which Lockheed Martin was a partial guarantor. In connection with its contractual obligation under the guarantee, on June 30, 2000, the Corporation paid \$207 million to the lending institutions from which Globalstar had borrowed, which included applicable interest and fees. On that same date, Loral Space, under a separate indemnification agreement between the Corporation and Loral Space, paid Lockheed Martin \$57 million. The Corporation is entitled to repayment by Globalstar of the remaining \$150 million paid under the guarantee, but has not as yet reached agreement with respect to the form and timing of such repayment. In light of the uncertainty of the situation regarding the

amounts due from Globalstar, the Corporation recorded a nonrecurring and unusual charge in the second quarter of 2000, net of state income tax benefits, of approximately \$141 million in other income and expenses. The charge reduced net earnings for 2000 by \$91 million (\$0.23 per diluted share). On February 15, 2002, Globalstar and certain of its affiliates filed a voluntary petition under Chapter 11 of the U.S. Bankruptcy Code.

Interest payments were \$707 million in 2001, \$947 million in 2000 and \$790 million in 1999.

Note 11—Income Taxes

The provision for federal and foreign income taxes attributable to continuing operations consisted of the following components:

<i>(In millions)</i>	2001	2000	1999
Federal income taxes:			
Current	\$ 189	\$779	\$126
Deferred	(118)	(96)	299
Total federal income taxes	71	683	425
Foreign income taxes	38	31	34
Total income taxes provided	\$ 109	\$714	\$459

Net provisions for state income taxes are included in general and administrative expenses, which are primarily allocable to government contracts. The net state income tax benefit for 2001 was \$8 million, and net state income tax expense was \$100 million for 2000 and \$22 million for 1999.

The Corporation's effective income tax rate attributable to continuing operations varied from the statutory federal income tax rate because of the following differences:

	2001	2000	1999
Statutory federal tax rate	35.0%	35.0%	35.0%
Increase (reduction) in tax rate from:			
Nondeductible amortization	33.2	23.3	7.7
Revisions to prior years' estimated liabilities	(10.8)	3.8	(6.1)
Divestitures	—	152.0	—
Other, net	0.6	1.0	2.0
	58.0%	215.1%	38.6%

The primary components of the Corporation's federal deferred income tax assets and liabilities were as follows:

<i>(In millions)</i>	2001	2000
Deferred tax assets related to:		
Accumulated post-retirement benefit obligations	\$ 534	\$ 563
Contract accounting methods	459	393
Accrued compensation and benefits	286	246
Other	326	196
	1,605	1,398
Deferred tax liabilities related to:		
Intangible assets	378	409
Prepaid pension asset	637	535
Property, plant and equipment	16	31
	1,031	975
Net deferred tax assets	\$ 574	\$ 423

Federal and foreign income tax payments, net of refunds received, were \$837 million in 2001, \$249 million in 2000 and \$530 million in 1999. Included in these amounts are tax payments related to the Corporation's divestiture activities. In addition, these amounts include net tax payments (refunds) of \$179 million in 2001, \$(16) million in 2000 and \$44 million in 1999 related to discontinued operations.

Note 12—Other Income and Expenses, Net

<i>(In millions)</i>	2001	2000	1999
Equity in earnings (losses) of equity investees, net	\$ 68	\$ 48	\$ 18
Interest income	91	89	33
Gain on sales of surplus real estate	111	28	57
Write-off of investment in Astrolink	(367)	—	—
Write-down of investment in Loral Space	(361)	—	—
Impairment loss related to Americom Asia-Pacific	(100)	—	—
Other charges related to the exit from global telecommunications	(73)	—	—
Loss related to the AES Transaction	—	(598)	—
Gain on sale of Control Systems	—	302	—
Charge related to Globalstar guarantee	—	(141)	—
Impairment loss on ACeS	—	(117)	—
Sale of interest in L-3	—	—	155
Other portfolio shaping activities and other items	(24)	(20)	81
	\$ (655)	\$ (409)	\$ 344

NOTES TO CONSOLIDATED FINANCIAL STATEMENTS

Lockheed Martin Corporation

December 31, 2001

Note 13—Stockholders' Equity and Related Items

Capital stock—At December 31, 2001, the authorized capital of the Corporation was composed of 1.5 billion shares of common stock (approximately 441 million shares issued), 50 million shares of series preferred stock (no shares issued), and 20 million shares of Series A preferred stock (no shares outstanding).

Stock option and award plans—In March 1995, the stockholders approved the Lockheed Martin 1995 Omnibus Performance Award Plan (the Omnibus Plan). Under the Omnibus Plan, employees of the Corporation may be granted stock-based incentive awards, including options to purchase common stock, stock appreciation rights, restricted stock or other stock-based incentive awards. Employees may also be granted cash-based incentive awards, such as performance units. These awards may be granted either individually or in combination with other awards. The Omnibus Plan requires that options to purchase common stock have an exercise price of not less than 100 percent of the market value of the underlying stock on the date of grant. The Omnibus Plan does not impose any minimum vesting periods on options or other awards. The maximum term of an option or any other award is 10 years. The Omnibus Plan allows the Corporation to provide for financing of purchases of its common stock, subject to certain conditions, by interest-bearing notes payable to the Corporation.

In 2001, 2000 and 1999, a total of 325,000 shares of restricted common stock (25,000, 125,000 and 175,000 shares, respectively) were awarded under the Omnibus Plan to certain senior executives of the Corporation. The shares were recorded based on the market value of the Corporation's common stock on the date of the award. The award requires the recipients to pay the \$1 par value of each share of stock and provides for payment to be made in cash or in the form of a recourse note to the Corporation. Recipients are entitled to receive cash dividends and to vote their respective shares, but are prohibited from selling or transferring shares prior to vesting. The restricted shares generally vest over four- to five-year periods from the grant date. The impact of these awards was not material to stockholders' equity or compensation expense in 2001, 2000 or 1999.

In April 1999, the stockholders approved the Lockheed Martin Directors Equity Plan (the Directors Plan). Approximately 50 percent of each director's annual compensation

is awarded under the Directors Plan. Directors of the Corporation may elect to receive such compensation in the form of stock units which track investment return to changes in value of the Corporation's common stock with dividends reinvested, options to purchase common stock of the Corporation, or a combination of the two. The Directors Plan requires that options to purchase common stock have an exercise price of not less than 100 percent of the market value of the underlying stock on the date of grant. Except in certain circumstances, options and stock units issued under the Directors Plan vest on the first anniversary of the grant. The maximum term of an option is 10 years.

The Omnibus Plan and the Directors Plan, as well as the number of shares of Lockheed Martin common stock authorized for issuance under these plans, have been approved by the stockholders of the Corporation. At December 31, 2001, the number of shares of Lockheed Martin common stock reserved for issuance under these plans totaled 53 million.

The following table summarizes stock option and restricted stock activity related to the Corporation's plans during 1999, 2000 and 2001:

	Number of Shares <i>(In thousands)</i>		Weighted Average Exercise Price
	Available for Grant	Options Outstanding	
December 31, 1998	21,634	23,047	\$36.38
Additional shares reserved	1,000	—	—
Options granted	(5,466)	5,466	37.04
Options exercised	—	(656)	19.76
Options terminated	565	(567)	42.51
Restricted stock awards	(175)	—	—
December 31, 1999	17,558	27,290	36.78
Options granted	(8,454)	8,454	19.85
COMSAT options assumed	—	4,263	22.43
Options exercised	—	(659)	16.15
Options terminated	755	(766)	33.23
Restricted stock awards	(125)	—	—
December 31, 2000	9,734	38,582	31.91
Additional shares reserved	16,000	—	—
Options granted	(7,016)	7,016	35.06
Options exercised	—	(7,024)	22.61
Options terminated	177	(177)	43.27
Restricted stock awards	(25)	—	—
December 31, 2001	18,870	38,397	34.12

Approximately 27.1 million, 27.9 million and 19.7 million outstanding options were exercisable by employees at December 31, 2001, 2000 and 1999, respectively.

Information regarding options outstanding at December 31, 2001 follows (number of options in thousands):

Range of Exercise Prices	Number of Options	Weighted Average Exercise Price	Weighted Average Remaining Contractual Life
Options Outstanding:			
Less than \$20.00	7,301	\$17.95	6.3
\$20.00–\$29.99	6,105	25.97	4.6
\$30.00–\$39.99	15,581	36.06	7.3
\$40.00–\$50.00	4,762	45.57	5.1
Greater than \$50.00	4,648	52.08	6.1
Total	38,397	34.12	6.2
Options Exercisable:			
Less than \$20.00	3,895	\$17.47	
\$20.00–\$29.99	5,285	26.05	
\$30.00–\$39.99	8,555	36.87	
\$40.00–\$50.00	4,762	45.57	
Greater than \$50.00	4,648	52.08	
Total	27,145	36.11	

All stock options granted in 2001, 2000 and 1999 under the Omnibus Plan have 10-year terms and generally vest over a two-year service period. Exercise prices of options awarded in those years were equal to the market price of the stock on the date of grant. Pro forma information regarding net earnings and earnings per share as required by SFAS No. 123 has been prepared as if the Corporation had accounted for its employee stock options under the fair value method. The fair value for these options was estimated at the date of grant using the Black-Scholes option pricing model with the following weighted average assumptions for 2001, 2000 and 1999, respectively: risk-free interest rates of 4.95 percent, 6.61 percent and 4.64 percent; dividend yields of 0.6 percent, 0.8 percent and 2.4 percent; volatility factors related to the expected market price of the Corporation's common stock of .366, .342 and .247; and a weighted average expected option life of five years. The weighted average fair value of each option granted during 2001, 2000 and 1999 was \$13.32, \$7.62 and \$8.53, respectively.

For purposes of pro forma disclosures, the options' estimated fair values are amortized to expense over the options' vesting periods. The Corporation's pro forma information follows:

(In millions, except per share data)	2001	2000	1999
Pro forma net (loss) earnings	\$ (1,095)	\$ (550)	\$ 351
Pro forma (loss) earnings per share:			
Basic	\$ (2.56)	\$ (1.37)	\$ 0.92
Diluted	\$ (2.53)	\$ (1.37)	\$ 0.91

Note 14—Post-Retirement Benefit Plans

Defined contribution plans—The Corporation maintains a number of defined contribution plans which cover substantially all employees, the most significant of which are the 401(k) plans for salaried employees and hourly employees. Under the provisions of these 401(k) plans, employees' eligible contributions are matched by the Corporation at established rates. The Corporation's matching obligations were \$226 million in 2001, \$221 million in 2000 and \$222 million in 1999.

The Lockheed Martin Corporation Salaried Savings Plan includes an ESOP which purchased 34.8 million shares of the Corporation's common stock with the proceeds from a \$500 million note issue which is guaranteed by the Corporation. The Corporation's match consisted of shares of its common stock, which was partially fulfilled with stock released from the ESOP at approximately 2.4 million shares per year based upon the debt repayment schedule through the year 2004, with the remainder being fulfilled through purchases of common stock from terminating participants or in the open market, or through newly issued shares from the Corporation. Interest incurred on the ESOP debt totaled \$13 million, \$17 million and \$20 million in 2001, 2000 and 1999, respectively. Dividends received by the ESOP with respect to unallocated shares held are used for debt service. The ESOP held approximately 47.8 million issued shares of the Corporation's common stock at December 31, 2001, of which approximately 42.0 million were allocated and 5.8 million were unallocated. The fair value of the

NOTES TO CONSOLIDATED FINANCIAL STATEMENTS

Lockheed Martin Corporation

December 31, 2001

unallocated ESOP shares at December 31, 2001 was approximately \$270 million. Unallocated common shares held by the ESOP are considered outstanding for voting and other Corporate purposes, but excluded from weighted average outstanding shares in calculating earnings per share. For 2001, 2000 and 1999, the weighted average unallocated ESOP shares excluded in calculating earnings per share totaled approximately 6.7 million, 9.0 million and 11.3 million common shares, respectively.

Certain plans for hourly employees include non-leveraged ESOPs. The Corporation's match to these plans was made through cash contributions to the ESOP trusts which were used, in part, to purchase common stock from terminating participants and in the open market for allocation to participant accounts. These ESOP trusts held approximately 3.8 million issued and outstanding shares of common stock at December 31, 2001.

Dividends paid to the salaried and hourly ESOP trusts on the allocated shares are paid annually by the ESOP trusts to the participants based upon the number of shares allocated to each participant.

Defined benefit pension plans, and retiree medical and life insurance plans—Most employees are covered by defined benefit pension plans, and certain health care and life insurance benefits are provided to eligible retirees by the Corporation. The Corporation has made contributions to trusts (including Voluntary Employees' Beneficiary Association trusts and 401(h) accounts, the assets of which will be used to pay expenses of certain retiree medical plans) established to pay future benefits to eligible retirees and dependents. Benefit obligations as of the end of each year reflect assumptions in effect as of those dates. Net pension and net retiree medical costs for 2001, 2000 and 1999 were based on assumptions in effect at the end of the respective preceding years.

The following provides a reconciliation of benefit obligations, plan assets and funded status of the plans:

<i>(In millions)</i>	Defined Benefit Pension Plans		Retiree Medical and Life Insurance Plans	
	2001	2000	2001	2000
Change in Benefit Obligations				
Benefit obligations at beginning of year	\$18,524	\$18,073	\$2,984	\$2,706
Service cost	523	517	41	38
Interest cost	1,357	1,372	211	198
Benefits paid	(1,223)	(1,180)	(281)	(232)
Amendments	38	5	11	36
Divestitures	(3)	(689)	—	(95)
Actuarial losses	497	423	115	298
Participants' contributions	—	3	44	35
Benefit obligations at end of year	\$19,713	\$18,524	\$3,125	\$2,984
Change in Plan Assets				
Fair value of plan assets at beginning of year	\$22,738	\$25,064	\$1,098	\$1,141
Actual return on plan assets	(1,238)	(383)	(70)	(30)
Corporation's contributions	8	46	135	129
Benefits paid	(1,223)	(1,180)	(181)	(143)
Participants' contributions	—	3	44	35
Divestitures	15	(812)	—	(34)
Fair value of plan assets at end of year	\$20,300	\$22,738	\$1,026	\$1,098
Funded (unfunded) status of the plans	\$ 587	\$4,214	\$(2,099)	\$(1,886)
Unrecognized net actuarial (gains) losses	1,036	(2,975)	512	233
Unrecognized prior service cost	538	564	22	6
Unrecognized transition asset	(5)	(9)	—	—
Net amount recognized	\$2,156	\$1,794	\$(1,565)	\$(1,647)
Amounts recognized in the consolidated balance sheet consist of:				
Prepaid (accrued) benefit cost	\$2,081	\$1,794	\$(1,565)	\$(1,647)
Intangible asset	20	—	—	—
Other comprehensive income related to a minimum pension liability	55	—	—	—
Net amount recognized	\$2,156	\$1,794	\$(1,565)	\$(1,647)

The net pension cost and the net post-retirement benefit cost related to the Corporation's plans include the following components:

(In millions)	2001	2000	1999
Defined Benefit Pension Plans			
Service cost	\$ 523	\$ 517	\$ 564
Interest cost	1,357	1,372	1,245
Expected return on plan assets	(2,177)	(2,130)	(1,920)
Amortization of prior service cost	64	75	69
Recognized net actuarial gains	(117)	(143)	(43)
Amortization of transition asset	(4)	(4)	(4)
Curtailment loss ^(a)	—	11	—
Net pension income	\$ (354)	\$ (302)	\$ (89)
Retiree Medical and Life Insurance Plans			
Service cost	\$ 41	\$ 38	\$ 43
Interest cost	211	198	177
Expected return on plan assets	(99)	(105)	(90)
Amortization of prior service cost	(5)	(12)	(12)
Recognized net actuarial losses (gains)	9	(11)	(8)
Curtailment gain ^(a)	—	(87)	—
Net post-retirement cost	\$ 157	\$ 21	\$ 110

(a) Amounts relate primarily to the divestiture of AES and Control Systems in 2000 and are included in the calculation of the gains or losses on the respective transactions.

The following actuarial assumptions were used to determine the benefit obligations and the net costs related to the Corporation's defined benefit pension and post-retirement benefit plans, as appropriate:

	2001	2000	1999
Discount rates	7.25%	7.5%	7.75%
Expected long-term rates of return on assets	9.5	9.5	9.5
Rates of increase in future compensation levels	5.5	5.5	5.5

The medical trend rates used in measuring the post-retirement benefit obligation were 8.2 percent in 2001 and 7.8 percent in 2000, and were assumed to ultimately decrease to 4.5 percent by the year 2012. An increase or decrease of one percentage point in the assumed medical trend rates would result in a change in the benefit obligation of approximately 4.3 percent and (3.8) percent, respectively, at December 31, 2001, and a change in the 2001 post-retirement service cost plus interest cost of approximately 4.7 percent and (4.1) percent, respectively. The medical trend rate for 2002 is 9.1 percent.

The Corporation sponsors nonqualified defined benefit plans to provide benefits in excess of qualified plan limits. The expense associated with these plans totaled \$47 million in 2001, \$43 million in 2000 and \$40 million in 1999.

Note 15—Leases

Total rental expense under operating leases was \$223 million, \$232 million and \$260 million for 2001, 2000 and 1999, respectively.

Future minimum lease commitments at December 31, 2001 for all operating leases that have a remaining term of more than one year were approximately \$855 million (\$139 million in 2002, \$129 million in 2003, \$125 million in 2004, \$114 million in 2005, \$106 million in 2006 and \$242 million in later years). Certain major plant facilities and equipment are furnished by the U.S. Government under short-term or cancelable arrangements.

Note 16—Commitments and Contingencies

The Corporation or its subsidiaries are parties to or have property subject to litigation and other proceedings, including matters arising under provisions relating to the protection of the environment. In the opinion of management and in-house counsel, the probability is remote that the outcome of these matters will have a material adverse effect on the Corporation's consolidated results of operations or financial position. These matters include the following items:

Environmental matters—The Corporation is responding to three administrative orders issued by the California Regional Water Quality Control Board (the Regional Board) in connection with the Corporation's former Lockheed Propulsion Company facilities in Redlands, California. Under the orders, the Corporation is investigating the impact and potential remediation of regional groundwater contamination by perchlorates and chlorinated solvents. The Regional Board has approved the Corporation's plan to maintain public water supplies with respect to chlorinated solvents during this investigation, and the Corporation continues to negotiate with local water purveyors to implement this plan, as well as to address water supply concerns relative to perchlorate contamination. The Corporation estimates that expenditures required to implement work currently approved will be approximately \$85 million. The Corporation is also coordinating with the U.S. Air Force, which is working with the aerospace and defense industry to conduct preliminary studies of the potential health effects of perchlorate exposure in connection with several sites across the country, including the Redlands site. The results of these studies are intended to assist state and federal regulators in setting appropriate action levels for perchlorates

NOTES TO CONSOLIDATED FINANCIAL STATEMENTS

Lockheed Martin Corporation

December 31, 2001

in groundwater, and therefore are intended to assist the Corporation in determining its ultimate clean-up obligation, if any, with respect to perchlorates. In January 2002, the State of California reduced its provisional standard for perchlorate concentration in water from 18 parts per billion (ppb) to four ppb. This provisional standard may be used by the State in providing guidelines to water purveyors; however, until such time as it is formally adopted after a public notice and comment period, it is not a legally enforceable standard. If formally adopted as a regulation, this change would lead to increased clean-up costs for the Corporation related to the Redlands site.

Since 1990, the Corporation has been responding to various consent decrees and orders relating to soil and regional groundwater contamination in the San Fernando Valley associated with the Corporation's former operations in Burbank, California. Among other things, these consent decrees and orders obligate the Corporation to construct and fund the operations of soil and groundwater treatment facilities in Burbank and Glendale, California through 2018 and 2012, respectively; however, responsibility for the long-term operation of these facilities was assumed by the respective localities in 2001. The Corporation has been successful in limiting its financial responsibility for these activities to date to its pro rata share as a result of litigation and settlements with other potentially responsible parties. In addition, under an agreement reached with the U.S. Government in 2000, the Corporation will continue to be reimbursed in an amount equal to approximately 50 percent of future expenditures for certain remediation activities by the U.S. Government in its capacity as a potentially responsible party under the Comprehensive Environmental Response, Compensation and Liability Act (CERCLA). The Corporation estimates that total expenditures required over the remaining terms of the consent decrees and orders described above, net of the effects of the agreement, will be approximately \$50 million.

The Corporation is involved in proceedings and potential proceedings relating to environmental matters at other facilities, including disposal of hazardous wastes and soil and water contamination. The extent of the Corporation's financial exposure cannot in all cases be reasonably estimated at this time. In addition to the amounts with respect to the Redlands and Burbank properties and the city of Glendale described above, a liability of approximately \$165 million for the other properties (including current

operating facilities and certain facilities operated in prior years) in which an estimate of financial exposure can be determined has been recorded.

Under agreements reached with the U.S. Government in 1990 and 2000, the Burbank groundwater treatment and soil remediation expenditures referenced above are being allocated to the Corporation's operations as general and administrative costs and, under existing government regulations, these and other environmental expenditures related to U.S. Government business, after deducting any recoveries from insurance or other potentially responsible parties, are allowable in establishing the prices of the Corporation's products and services. As a result, a substantial portion of the expenditures are being reflected in the Corporation's sales and cost of sales pursuant to U.S. Government agreement or regulation.

The Corporation has recorded an asset for the portion of environmental costs that are probable of future recovery in pricing of the Corporation's products and services for U.S. Government business. The portion that is expected to be allocated to commercial business has been reflected in cost of sales. The recorded amounts do not reflect the possible future recoveries of portions of the environmental costs through insurance policy coverage or from other potentially responsible parties, which the Corporation is pursuing as required by agreement and U.S. Government regulation. Any such recoveries, when received, would reduce the allocated amounts to be included in the Corporation's U.S. Government sales and cost of sales.

Waste remediation contract—In 1994, the Corporation was awarded a \$180 million fixed-price contract by the U.S. Department of Energy (DoE) for remediation of waste found in Pit 9, located on the Idaho National Engineering and Environmental Laboratory reservation. The Corporation incurred significant unanticipated costs and scheduling issues due to complex technical and contractual matters, which it sought to remedy through submission of a request for equitable adjustment. To date, the Corporation has been unsuccessful in reaching any agreements with the DoE on cost recovery or other contract restructuring matters. In 1998, the management contractor for the project, a wholly-owned subsidiary of the Corporation, at the DoE's direction, terminated the Pit 9 contract for default. As a result, the Corporation filed a lawsuit challenging and seeking to overturn the default termination and recover its costs. Also in

1998, the management contractor, also at the DoE's direction, filed suit against the Corporation seeking, among other things, recovery of approximately \$54 million previously paid to the Corporation under the Pit 9 contract. The Corporation is defending this action in which discovery has been pending since August 1999. In January 2001, in the Court of Federal Claims, the DoE filed a motion for summary judgment seeking to dismiss the Corporation's complaint on jurisdictional grounds. On October 16, 2001, the Court of Federal Claims granted the DoE's motion to dismiss, finding that there was no privity of contract between the Corporation and the United States sufficient to provide the Court with the jurisdiction over the dispute. The Corporation recently appealed the Court's decision to the United States Court of Appeals for the Federal Circuit. The Corporation continues to seek resolution of the Pit 9 dispute through non-litigation means.

Letters of credit and other matters—The Corporation has entered into standby letter of credit agreements and other arrangements with financial institutions primarily relating to the guarantee of future performance on certain contracts. At December 31, 2001, the Corporation had contingent liabilities on outstanding letters of credit, guarantees, and other arrangements aggregating approximately \$900 million.

Note 17—Information on Industry Segments and Major Customers

The Corporation operates in four principal business segments. The four segments include Systems Integration, Space Systems, Aeronautics and Technology Services. All other activities of the Corporation fall within the Corporate and Other segment.

Transactions between segments are generally negotiated and accounted for under terms and conditions that are similar to other government and commercial contracts; however, these intercompany transactions are eliminated in consolidation. Other accounting policies of the business segments are the same as those described in "Note 1—Significant Accounting Policies."

As mentioned previously, Lockheed Martin announced in December 2001 its decision to exit its global telecommunications services business. In connection with this decision, the Global Telecommunications segment will no longer be presented as a separate operating segment. Certain of the businesses previously included in the segment have been classified as discontinued operations; therefore, financial

information related to such businesses has been excluded from the segment information presented below for all periods. The remaining businesses and investments previously included in the Global Telecommunications segment have been realigned with other business segments as discussed more fully in "Note 2—Exit From the Global Telecommunications Services Business."

The following segment descriptions and financial data have been adjusted to reflect elimination of the Corporation's Global Telecommunications segment noted above for the periods presented. Following is a brief description of the activities of each business segment:

Systems Integration—Engaged in the design, development, integration and production of high performance electronic systems for undersea, shipboard, land, and airborne applications. Major product lines include missiles and fire control systems; air and theater missile defense systems; surface ship and submarine combat systems; anti-submarine and undersea warfare systems; avionics and ground combat vehicle integration; platform integration systems; Command, Control, Communications, Computers and Intelligence (C4I) systems for naval, airborne and ground applications; surveillance and reconnaissance systems; air traffic control systems; and postal automation systems.

Space Systems—Engaged in the design, development, engineering and production of civil, commercial and military space systems. Major product lines include spacecraft, space launch vehicles and manned space systems; their supporting ground systems and services; and strategic fleet ballistic missiles. In addition to its consolidated business units, the segment has investments in joint ventures that are principally engaged in businesses which complement and enhance other activities of the segment.

Aeronautics—Engaged in design, research and development, and production of combat and air mobility aircraft, surveillance/command systems, reconnaissance systems, platform systems integration and advanced development programs. Major products and programs include the F-35 (Joint Strike Fighter), the F-16 multi-role fighter, the F-22 air superiority fighter, the C-130J tactical airlift aircraft, and support for the C-5, F-117 and U2 aircraft.

Technology Services—Provides a wide array of management, engineering, scientific, logistic and information management services to federal agencies and other customers. Major product lines include e-commerce, enterprise information

NOTES TO CONSOLIDATED FINANCIAL STATEMENTS

Lockheed Martin Corporation

December 31, 2001

services, software modernization, information assurance and data center management primarily for DoD and civil government agencies, and also for commercial customers; engineering, science and information services for NASA; aircraft and engine maintenance and modification services; management, operation, maintenance, training, and logistics support for military and civilian systems; launch, mission, and analysis services for military, classified and commercial satellites; and research, development, engineering and science in support of nuclear weapons stewardship and naval reactor programs.

Corporate and Other—Includes the Corporation's properties line of business, equity investments, including Intelsat, Inmarsat, Loral Space and New Skies, as well as various other Corporate activities.

Selected Financial Data by Business Segment

<i>(In millions)</i>	2001	2000	1999
Net sales			
Systems Integration	\$ 9,014	\$ 9,647	\$ 9,570
Space Systems	6,836	7,339	7,285
Aeronautics	5,355	4,885	5,499
Technology Services	2,763	2,649	2,574
Corporate and Other	22	21	71
	\$23,990	\$24,541	\$24,999
Operating profit (loss)			
Systems Integration	\$ 836	\$ 583	\$ 880
Space Systems	405	401	506
Aeronautics	416	343	247
Technology Services	130	82	137
Corporate and Other	(899)	(158)	227
	\$ 888	\$ 1,251	\$ 1,997
Intersegment revenue			
Systems Integration	\$ 235	\$ 472	\$ 470
Space Systems	80	67	135
Aeronautics	52	78	88
Technology Services	814	746	656
Corporate and Other	77	48	47
	\$ 1,258	\$ 1,411	\$ 1,396
Depreciation and amortization			
Systems Integration	\$ 149	\$ 183	\$ 223
Space Systems	147	152	165
Aeronautics	84	88	82
Technology Services	22	15	15
Corporate and Other	23	26	29
	\$ 425	\$ 464	\$ 514

<i>(In millions)</i>	2001	2000	1999
Amortization of goodwill and other intangible assets			
Systems Integration	\$ 220	\$ 245	\$ 276
Space Systems	56	56	57
Aeronautics	81	81	80
Technology Services	17	18	18
Corporate and Other	24	23	7
	\$ 398	\$ 423	\$ 438
Equity in earnings (losses) of equity investees			
Systems Integration	\$ (3)	\$ (16)	\$ —
Space Systems	51	40	35
Aeronautics	—	—	—
Technology Services	10	7	—
Corporate and Other	10	17	(17)
	\$ 68	\$ 48	\$ 18
Nonrecurring and unusual items included in operating profit (loss)			
Systems Integration	\$ —	\$ (304)	\$ 13
Space Systems	(3)	25	21
Aeronautics	—	—	—
Technology Services	—	(34)	—
Corporate and Other	(915)	(226)	215
	\$ (918)	\$ (539)	\$ 249
Expenditures for property, plant and equipment^(a)			
Systems Integration	\$ 190	\$ 185	\$ 214
Space Systems	144	126	142
Aeronautics	142	89	123
Technology Services	30	15	26
Corporate and Other	39	27	75
	\$ 545	\$ 442	\$ 580
Assets^(b)			
Systems Integration	\$ 9,612	\$ 9,758	\$12,209
Space Systems	5,208	6,005	6,146
Aeronautics	3,017	3,173	3,206
Technology Services	1,911	1,588	1,604
Corporate and Other	7,268	7,570	6,489
Assets held for sale	638	2,332	607
	\$27,654	\$30,426	\$30,261
Customer advances and amounts in excess of costs incurred			
Systems Integration	\$ 797	\$ 899	\$ 1,039
Space Systems	1,784	2,087	2,629
Aeronautics	2,406	1,636	899
Technology Services	15	60	40
Corporate and Other	—	15	1
	\$ 5,002	\$ 4,697	\$ 4,608

(a) Amounts exclude expenditures related to discontinued businesses totaling \$74 million, \$58 million and \$89 million in 2001, 2000 and 1999, respectively.

(b) The Corporation has no significant long-lived assets located in foreign countries.

Net Sales by Customer Category

(In millions)	2001	2000	1999
U.S. Government			
Systems Integration	\$ 6,952	\$ 6,855	\$ 7,017
Space Systems	5,956	5,932	6,069
Aeronautics	3,437	2,784	2,979
Technology Services	2,269	2,120	2,033
Corporate and Other	—	—	—
	\$18,614	\$17,691	\$18,098
Foreign governments^{(a)(b)}			
Systems Integration	\$ 1,790	\$ 2,231	\$ 2,125
Space Systems	94	79	188
Aeronautics	1,899	2,061	2,501
Technology Services	104	116	106
Corporate and Other	—	1	—
	\$ 3,887	\$ 4,488	\$ 4,920
Commercial^(b)			
Systems Integration	\$ 272	\$ 561	\$ 428
Space Systems	786	1,328	1,028
Aeronautics	19	40	19
Technology Services	390	413	435
Corporate and Other	22	20	71
	\$ 1,489	\$ 2,362	\$ 1,981

(a) Sales made to foreign governments through the U.S. Government are included in the foreign governments category above.

(b) Export sales, included in the foreign governments and commercial categories above, were approximately \$4.1 billion, \$5.2 billion and \$5.7 billion in 2001, 2000 and 1999, respectively.

Note 18—Summary of Quarterly Information (Unaudited)

(In millions, except per share data)	2001 Quarters			
	First ^{(a)(c)}	Second ^(a)	Third ^{(a)(d)}	Fourth ^(e)
Net sales	\$ 4,747	\$ 5,688	\$ 6,221	\$ 7,334
Earnings from operations	350	399	438	356
Earnings (loss) from continuing operations before extraordinary item	126	150	(51)	(146)
Net earnings (loss)	105	144	213	(1,508)
Diluted earnings (loss) per share from continuing operations before extraordinary item	0.30	0.34	(0.12)	(0.34)
Diluted earnings (loss) per share ^(b)	0.25	0.33	0.50	(3.49)

(In millions, except per share data)	2000 Quarters			
	First ^{(a)(g)}	Second ^{(a)(h)}	Third ^{(a)(i)}	Fourth ⁽ⁱ⁾
Net sales	\$5,435	\$6,070	\$5,721	\$7,315
Earnings from operations	318	431	413	498
Earnings (loss) from continuing operations before extraordinary item	59	44	(699)	214
Net earnings (loss)	54	42	(704)	89
Diluted earnings (loss) per share from continuing operations before extraordinary item ^(f)	0.15	0.11	(1.73)	0.50
Diluted earnings (loss) per share ^(f)	0.14	0.11	(1.74)	0.21

(a) Amounts presented above, other than those for "Net earnings (loss)" and "Diluted earnings (loss) per share," differ from amounts previously reported on Forms 10-Q for the respective periods due to the reclassification of the results of operations of certain businesses held for sale to discontinued operations in the consolidated statements of operations.

(b) The sum of the diluted earnings (loss) per share amounts for the four quarters of 2001 do not equal the related amount included in the consolidated statement of operations for the year ended December 31, 2001 due to the exclusion of the impact of dilutive stock options from the third quarter calculation of per share amounts.

(c) Net earnings for the first quarter of 2001 included the following nonrecurring and unusual items: a gain on the sale of surplus real estate which increased net earnings by \$72 million (\$0.17 per diluted share); and an impairment charge related to the Corporation's investment in Americom Asia-Pacific which reduced net earnings by \$65 million (\$0.15 per diluted share).

(d) Net earnings for the third quarter of 2001 included the following nonrecurring and unusual items: an impairment charge related to the Corporation's investment in Loral Space which reduced net earnings by \$235 million (\$0.54 per diluted share); an extraordinary loss on the early extinguishment of debt which reduced net earnings by \$36 million (\$0.08 per diluted share); and divestiture and other portfolio shaping activities which, on a combined basis, decreased net earnings by \$3 million. Net earnings also includes a gain on the sale of IMS which is included in discontinued operations and which increased net earnings by \$309 million (\$0.71 per diluted share).

(e) The net loss for the fourth quarter of 2001 included the following nonrecurring and unusual items: a write-down of the Corporation's investment in Astrolink and related costs which increased the net loss by \$267 million (\$0.62 per diluted share); and charges related to the Corporation's exit from its global telecommunications services business which increased the net loss by \$117 million (\$0.27 per diluted share). The net loss also includes other nonrecurring and unusual charges related to impairment of goodwill and other assets, and other costs associated with certain global telecommunications businesses held for sale. These charges are recorded in discontinued operations and increased the net loss by \$1.3 billion (\$3.09 per diluted share).

NOTES TO CONSOLIDATED FINANCIAL STATEMENTS

Lockheed Martin Corporation

December 31, 2001

- (f) The sum of the diluted earnings (loss) per share amounts for the four quarters of 2000 do not equal the related amounts included in the consolidated statement of operations for the year ended December 31, 2000 due to the impact of the issuance of 27.5 million shares of the Corporation's common stock to consummate the merger with COMSAT. In addition, the quarterly earnings per share impact of individual items discussed in notes (g) through (j) below may not equal the earnings per share impact of such items for the year ended December 31, 2000 as disclosed elsewhere in this Annual Report due to the impact of the issuance of shares to consummate the merger with COMSAT.
- (g) Net earnings for the first quarter of 2000 included gains from sales of surplus real estate and losses from portfolio shaping activities. On a combined basis, these nonrecurring and unusual items increased net earnings for the first quarter by \$6 million (\$0.02 per diluted share).
- (h) Net earnings for the second quarter of 2000 included the following nonrecurring and unusual items: a charge related to the Corporation's guarantee of certain indebtedness of Globalstar which reduced net earnings for the quarter by \$91 million (\$0.23 per diluted share); a favorable adjustment of \$21 million (\$0.05 per diluted share) related to the reversal of a portion of the previously recorded charge for the shutdown of CalComp.
- (i) Net loss for the third quarter of 2000 included the following nonrecurring and unusual items: an impairment loss related to the Corporation's decision to sell its AES businesses which reduced net earnings by \$980 million (\$2.42 per diluted share); a gain from the Corporation's sale of its Control Systems business which increased net earnings by \$180 million (\$0.44 per diluted share); and a net loss of \$19 million (\$0.04 per diluted share) related to portfolio shaping activities and sales of surplus real estate.
- (j) Net earnings for the fourth quarter of 2000 included the following nonrecurring and unusual items: an adjustment to reduce the impairment loss recorded related to the sale of the AES businesses which increased net earnings by \$102 million (\$0.24 per diluted share); an impairment charge related to the Corporation's investment in ACeS which reduced net earnings by \$77 million (\$0.18 per diluted share); an extraordinary loss on the early extinguishment of debt which reduced net earnings by \$95 million (\$0.23 per diluted share) and portfolio shaping activities and sales of surplus real estate which, on a combined basis, increased net earnings by \$2 million.

CONSOLIDATED FINANCIAL DATA—FIVE YEAR SUMMARY

Lockheed Martin Corporation

<i>(In millions, except per share data)</i>	2001 ^(a)	2000 ^(b)	1999 ^(c)	1998 ^(d)	1997 ^(e)
Operating Results					
Net sales	\$23,990	\$24,541	\$24,999	\$25,809	\$27,764
Cost of sales	22,447	22,881	23,346	23,492	25,380
Earnings from operations	1,543	1,660	1,653	2,317	2,384
Other income and expenses, net	(655)	(409)	344	170	482
Interest expense	888	1,251	1,997	2,487	2,866
	700	919	809	861	842
Earnings from continuing operations before income taxes, extraordinary item and cumulative effect of change in accounting	188	332	1,188	1,626	2,024
Income tax expense	109	714	459	648	667
Earnings (loss) from continuing operations before extraordinary item and cumulative effect of change in accounting	79	(382)	729	978	1,357
Discontinued operations	(1,089)	(42)	8	23	(57)
Extraordinary item	(36)	(95)	—	—	—
Cumulative effect of change in accounting	—	—	(355)	—	—
Net (loss) earnings	\$ (1,046)	\$ (519)	\$ 382	\$ 1,001	\$ 1,300
Earnings (Loss) Per Common Share					
Basic:					
From continuing operations before extraordinary item and cumulative effect of change in accounting	\$ 0.18	\$ (0.95)	\$ 1.91	\$ 2.60	\$ (1.41)
Discontinued operations	(2.55)	(0.10)	0.02	0.06	(0.15)
Extraordinary item	(0.08)	(0.24)	—	—	—
Cumulative effect of change in accounting	—	—	(0.93)	—	—
	\$ (2.45)	\$ (1.29)	\$ 1.00	\$ 2.66	\$ (1.56)
Diluted:					
From continuing operations before extraordinary item and cumulative effect of change in accounting	\$ 0.18	\$ (0.95)	\$ 1.90	\$ 2.57	\$ (1.41)
Discontinued operations	(2.52)	(0.10)	0.02	0.06	(0.15)
Extraordinary item	(0.08)	(0.24)	—	—	—
Cumulative effect of change in accounting	—	—	(0.93)	—	—
	\$ (2.42)	\$ (1.29)	\$ 0.99	\$ 2.63	\$ (1.56)
Cash dividends	\$ 0.44	\$ 0.44	\$ 0.88	\$ 0.82	\$ 0.80
Condensed Balance Sheet Data					
Current assets	\$10,778	\$13,339	\$11,080	\$10,706	\$10,218
Property, plant and equipment	2,991	2,941	3,361	3,489	3,653
Intangible assets related to contracts and programs acquired	939	1,073	1,259	1,418	1,566
Goodwill	7,371	7,479	9,152	9,521	9,856
Other assets	5,575	5,594	5,409	3,610	3,068
Total	\$27,654	\$30,426	\$30,261	\$28,744	\$28,361
Short-term borrowings	\$ —	\$ 12	\$ 475	\$ 1,043	\$ 494
Current maturities of long-term debt	89	882	52	886	876
Other current liabilities	9,600	9,408	8,298	8,338	7,819
Long-term debt	7,422	9,065	11,427	8,957	10,528
Post-retirement benefit liabilities	1,565	1,647	1,805	1,903	1,993
Other liabilities	2,535	2,252	1,843	1,480	1,475
Stockholders' equity	6,443	7,160	6,361	6,137	5,176
Total	\$27,654	\$30,426	\$30,261	\$28,744	\$28,361
Common shares outstanding at year end	441.2	431.4	397.8	393.3	388.8

CONSOLIDATED FINANCIAL DATA—FIVE YEAR SUMMARY

Lockheed Martin Corporation

December 31, 2001

(Continued)

Notes to Five Year Summary

- (a) Includes the effects of nonrecurring and unusual items which, on a combined basis, decreased earnings from continuing operations before income taxes by \$918 million, \$615 million after tax (\$1.42 per diluted share). Also includes a nonrecurring and unusual gain from the disposal of a business and charges for the Corporation's exit from its global telecommunications services business which is included in discontinued operations and which, on a combined basis, increased the net loss by \$1 billion (\$2.38 per diluted share). Includes an extraordinary loss on the early extinguishment of debt which resulted in a nonrecurring and unusual charge that increased the net loss by \$36 million (\$0.08 per diluted share).
- (b) Reflects the business combination with COMSAT Corporation effective August 2000. Includes the effects of nonrecurring and unusual items which, on a combined basis, decreased earnings from continuing operations before income taxes by \$539 million, \$856 million after tax (\$2.12 per diluted share). Also includes an extraordinary loss on the early extinguishment of debt which resulted in a nonrecurring and unusual charge that increased the net loss by \$95 million (\$0.24 per diluted share).
- (c) Includes the effects of nonrecurring and unusual items which, on a combined basis, increased earnings from continuing operations before income taxes by \$249 million, \$162 million after tax (\$0.42 per diluted share). Also includes a cumulative effect adjustment relating to the adoption of SOP No. 98-5 regarding costs for start-up activities which resulted in a nonrecurring and unusual charge that reduced net earnings by \$355 million (\$0.93 per diluted share).
- (d) Includes the effects of nonrecurring and unusual items which, on a combined basis, decreased net earnings by \$162 million, \$136 million after tax (\$0.36 per diluted share).
- (e) Includes the effects of a nonrecurring and unusual tax-free gain of \$311 million and the aggregate effects of other nonrecurring and unusual items which decreased net earnings by \$369 million, \$245 million after tax. On a combined basis, these items decreased diluted loss per share by \$0.15. The loss per share also includes the effects of a deemed preferred stock dividend resulting from a transaction with GE which reduced the basic and diluted per share amounts by \$4.93.

CORPORATE DIRECTORY

Lockheed Martin Corporation

(As of March 1, 2002)

BOARD OF DIRECTORS

Norman R. Augustine

*Chairman of the Executive Committee
Lockheed Martin Corporation*

Marcus C. Bennett

*Retired Executive Vice President and
Chief Financial Officer
Lockheed Martin Corporation*

Vance D. Coffman

*Chairman and Chief Executive Officer
Lockheed Martin Corporation*

James F. Gibbons

*Professor of Electrical Engineering
Stanford University*

Caleb B. Hurtt

*Retired President and
Chief Operating Officer
Martin Marietta Corporation*

Gwendolyn S. King

*President
Podium Prose
(A Washington, D.C.-based Speaker's
Bureau)*

Douglas H. McCorkindale

*Chairman, President &
Chief Executive Officer
Gannett Co., Inc.*

Eugene F. Murphy

*Retired Vice Chairman and
Executive Officer
General Electric Company*

Frank Savage

*Chief Executive Officer
Savage Holdings LLC*

Robert J. Stevens

*President and Chief Operating Officer
Lockheed Martin Corporation*

James R. Ukropina

*Of Counsel
O'Melveny & Myers*

Douglas C. Yearley

*Chairman Emeritus
Phelps Dodge Corporation*

COMMITTEES

Audit and Ethics Committee

*Mrs. King, Chairman
Messrs. Gibbons, Hurtt, McCorkindale,
Ukropina and Yearley*

Executive Committee

*Mr. Augustine, Chairman
Mrs. King, and Messrs. Bennett,
Coffman, Murphy and Savage*

Finance Committee

*Mr. Savage, Chairman
Messrs. Augustine, Bennett, Hurtt,
McCorkindale and Yearley*

**Management Development and
Compensation Committee and
Stock Option Subcommittee**

*Mr. Murphy, Chairman
Mrs. King and Messrs. Gibbons
and Savage*

**Nominating and
Corporate Governance Committee**

*Mr. Augustine, Chairman
Messrs. Gibbons, Murphy
and Ukropina*

CORPORATE DIRECTORY

Lockheed Martin Corporation

(As of March 1, 2002)

OFFICERS

Joseph D. Antinucci
Vice President

James F. Berry
Vice President

Dennis R. Boxx
Senior Vice President

Charles T. Burbage
Vice President

Michael F. Camardo
*Executive Vice President
Technology Services*

Joseph R. Cleveland
Vice President

Vance D. Coffman
*Chairman and
Chief Executive Officer*

Robert B. Coutts
*Executive Vice President
Systems Integration*

Brian D. Dailey
Senior Vice President

Richard W. Dessling
Vice President

Terrance M. Drabant
Vice President

Robert T. Elrod
Vice President

Kimberly P. Gavaletz
Vice President

Theofanis G. Gavrilis
Vice President

Linda R. Gooden
Vice President

John Hallal
Vice President

Dain M. Hancock
*Executive Vice President
Aeronautics*

Marcus C. Hansen
Vice President

Jeffrey K. Harris
Vice President

Marillyn A. Hewson
Senior Vice President

Nancy M. Higgins
Vice President

Jay F. Honeycutt
Vice President

Arthur E. Johnson
Senior Vice President

Michael J. Joyce
Vice President

Christopher E. Kubasik
*Senior Vice President and
Chief Financial Officer*

G. Thomas Marsh
Vice President

Janet L. McGregor
Vice President and Treasurer

Frank H. Menaker, Jr.
*Senior Vice President and
General Counsel*

Frank C. Meyer
Vice President

Malcolm R. O'Neill
Vice President

Daniel W. Patterson
Vice President

David J. Posek
Vice President

Terry F. Powell
Senior Vice President

James R. Ryan
Vice President

Albert E. Smith
*Executive Vice President
Space Systems*

Michael A. Smith
Vice President

Robert J. Stevens
*President and
Chief Operating Officer*

Robert H. Trice, Jr.
Senior Vice President

Lillian M. Trippett
*Vice President, Corporate Secretary
and Associate General Counsel*

Anthony G. Van Schaick
Vice President

GENERAL INFORMATION

Lockheed Martin Corporation

December 31, 2001

As of December 31, 2001, there were approximately 49,479 holders of record of Lockheed Martin common stock and 441,222,446 shares outstanding.

Common Stock Prices

<i>(In dollars)</i>	High	Low	Close
2001 Quarters			
1st	39.50	31.00	35.65
2nd	39.80	34.05	37.05
3rd	46.00	35.36	43.75
4th	52.98	42.40	46.67
2000 Quarters			
1st	22.31	16.50	20.44
2nd	27.31	19.81	24.81
3rd	33.60	24.06	32.93
4th	37.58	30.06	33.95

Transfer Agent & Registrar

EquiServe Trust Company, N.A.
 P.O. Box 2500
 Jersey City, New Jersey 07303-2500
 Telephone: 1-800-519-3111
 TDD for the hearing impaired: 201-222-4955
 Internet: <http://www.equiserve.com>

Dividend Reinvestment Plan

Lockheed Martin Direct Invest, our direct stock purchase and dividend reinvestment plan, provides new investors and current stockholders with a convenient, cost-effective way to purchase Lockheed Martin common stock, increase holdings and manage the investment. For more information about Lockheed Martin Direct Invest, contact our transfer agent, EquiServe Trust Company, N.A. at 1-800-446-2617, or to view plan materials online and enroll electronically, access Internet site <http://www.shareholder.com/lmt/shareholder.cfm#drip>.

Independent Auditors

Ernst & Young LLP
 8484 Westpark Drive.
 McLean, Virginia 22102

Common Stock

Stock symbol: LMT
 Listed: New York Stock Exchange

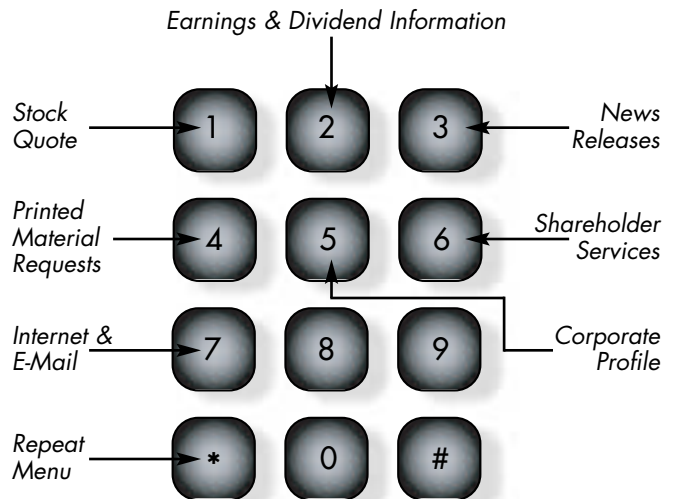
Annual Report on Form 10-K

Stockholders may obtain, without charge, a copy of Lockheed Martin's Annual Report on Form 10-K, as filed with the Securities and Exchange Commission for the year ended December 31, 2001 by writing to:

Lockheed Martin Investor Relations
 6801 Rockledge Drive
 Bethesda, MD 20817

For accessing the Lockheed Martin Investor Relations homepage on the Internet use the Uniform Resource Locator: <http://www.lockheedmartin.com/investor>

Lockheed Martin Shareholder Direct
1-800-568-9758



Financial results, stock quotes, earnings and dividend news as well as other Lockheed Martin announcements are available by calling the above toll-free number. The information will be read to the caller and can also be received by mail, fax or e-mail. You may also reach Shareholder Services for account information or Investor Relations for additional information on Lockheed Martin via the toll-free number.

FORWARD-LOOKING STATEMENTS—SAFE HARBOR PROVISIONS

Lockheed Martin Corporation

This Annual Report contains statements which, to the extent that they are not recitations of historical fact, constitute forward-looking statements within the meaning of the Securities Act of 1933 and the Securities Exchange Act of 1934. The words believe, estimate, anticipate, project, intend, expect, plan, forecast and similar expressions are intended to identify forward-looking statements. Numerous factors, including potentially the following factors, could affect the Corporation's forward-looking statements and actual performance: the ability to obtain or the timing of obtaining future government awards; the availability of government funding and customer requirements both domestically and internationally; changes in government or customer priorities due to revisions to strategic objectives (including changes in priorities to respond to recent terrorist acts or to improve homeland security); the termination of programs or contracts for convenience by customers; difficulties in developing and producing operationally advanced technology systems; launch failures and potential problems that might result, including potential loss of future or existing orders; the ability to procure insurance to cover operational and contractual risks, including launch and satellite failures, on commercially reasonable terms; the competitive environment (including continued pricing pressures associated with commercial satellites and launch services); economic business and political conditions (including economic disruption caused by recent terrorist acts, government import and export policies, and economic uncertainties in Latin America); program performance (including the ability to perform fixed-price contracts within estimated costs, subcontractor performance, and the timing of product deliveries and customer acceptance); the level of returns on pension and retirement plan assets; and the outcome of contingencies (including completion of acquisitions and divestitures, litigation and environmental remediation efforts). The Corporation's ability to monetize investments held for sale or businesses placed in discontinued operations will depend upon market and economic conditions, negotiation of acceptable terms with prospective purchasers and other factors, and may require receipt of regulatory or governmental approvals. Realization of the value of the Corporation's investments in equity securities, or related equity earnings for a given period, may be affected by the investee's ability to obtain adequate funding and execute its business plan, general market conditions, industry considerations specific to the investee's business, and/or other factors.

For a discussion identifying additional important factors that could cause actual results to vary materially from those anticipated in the forward-looking statements, see the Corporation's filings with the SEC including, but not limited to, the discussion of "Competition and Risk" and "Government Contracts and Regulation" on pages 11 through 12 and on pages 13 through 14 of the Corporation's Annual Report on Form 10-K for the year ended December 31, 2001 (Form 10-K), "Management's Discussion and Analysis of Financial Condition and Results of Operations" on pages 21 through 41 of this Annual Report, and "Note 1—Summary of Significant Accounting Policies," "Note 2—Exit From the Global Telecommunications Services Business," and "Note 16—Commitments and Contingencies" of the Notes to Consolidated Financial Statements of the Audited Consolidated Financial Statements on pages 48 through 51, pages 51 through 53, and pages 63 through 65, respectively, included in this Annual Report and included in the Form 10-K.

The Corporation's actual financial results likely will be different from those projected due to the inherent nature of projections. Given these uncertainties, reliance should not be placed on forward-looking statements. The forward-looking statements contained in this Annual Report speak only as of the date of the Report. The Corporation expressly disclaims a duty to provide updates to forward-looking statements after the date of this Annual Report to reflect the occurrence of subsequent events, changed circumstances, changes in its expectations, or the estimates and assumptions associated with them. The forward-looking statements in this Annual Report are intended to be subject to the safe harbor protection provided by the federal securities laws.

Lockheed Martin Applies Its Vision, Its Purpose And Its Values To Customer Priorities

Our Vision: ● *To be the world's best advanced technology systems integrator.*

Our Purpose: ● *To achieve Mission Success by attaining total customer satisfaction and meeting all our commitments.*

Our Values:

- *Ethics*
- *Excellence*
- *"Can-Do"*
- *Integrity*
- *People*
- *Teamwork*

Achieving Results Through...

- *Leadership And Teamwork*
- *Commitment Of Our People To Our Customers*
- *Excellence As A Premier Systems Integrator*
- *Innovation In Technology And Business*
- *Partnerships Worldwide*



Lockheed Martin Corporation
6801 Rockledge Drive
Bethesda, MD 20817
www.lockheedmartin.com