

Lockheed Martin
Your Mission Is Ours.™



SIKORSKY
S-70™ | **FIREHAWK**®
HELICOPTER
When Minutes Matter.

6900 Main Street
Stratford, Connecticut 06615 USA
+1 (800) WINGED-S (946-4337)
International +1 (203) 386-3029
www.lockheedmartin.com/sikorsky



BECAUSE FIGHTING A
FIRE IS A BATTLE TOO

Legendary BLACK HAWK® Heritage

Born a BLACK HAWK, the FIREHAWK® helicopter relies on its proven military design to endure the unrelenting physical stresses demanded of the aerial firefighting, search and rescue, medical evacuation and utility missions. Its unmatched capabilities enable crews to work faster, smarter, and safer. Whatever the mission - when minutes matter, the FIREHAWK is the first to the fight.

VERSATILITY IS THE NAME OF THE GAME

Adapting to the Emergency at Hand, Day or Night



S-70™ FIREHAWK®

First responders need a platform they can depend on. The FIREHAWK® has proven to be the most effective, multi-mission, fire & rescue helicopter available, offering:

- Wildland Fire Attack and Suppression
 - Search and Rescue
 - Swift Water Rescue
 - Emergency Medical Service
 - Utility Transport, including Large Animal Rescue
 - Night Operations
 - Reliable Performance (in the most challenging conditions)
-

UNMATCHED BENEFITS

Unique Capabilities for a No Fail Mission

S-70™ FIREHAWK®



Enhanced Digital Cockpit for Reduced Pilot Workload

Unlimited Life Composite Wide Chord Blades for Hot/High Alt Performance

Large, Easy Access Cabin, Reconfigurable in Minutes

Powerful, Reliable T700-GE-701D Engines with Improved Erosion Resistance

Best in Class External Water Tank 1,000 gal (3,785 L), plus 30 gal (114 L) Foam Tank

9000 lb (4,080 kg) Cargo Hook, Airspeed up to 120 kts (222 km/hr)

Integrated Retractable Snorkel

Rugged Airframe with Improved Corrosion Protection for Operation in Austere Conditions

Superior Crashworthiness and Safety

KEY ADVANTAGES



PAYLOAD Carry Mixed Loads of Crew/Equipment/Water



PASSENGERS/CREW Up to 13



SNORKEL WATER FILL From a Variety of Sources



RAPID REFILL Refill Tank < 60 seconds



ACCURATE WATER DROP Controlled Patterns/Volume



PRECISION HOVER CAPABILITY w/ Embedded GPS/INS



HOT TEMP/HIGH ALTITUDE Superior Performance



HIGH DASH SPEED 155 kts (287 km/hr)



HIGH MANEUVERABILITY Controlled Responsiveness

ONE AIRCRAFT, MANY MISSIONS

Changing Roles on the Go

Drop water, transport crew, search/rescue, airlift patients...Rapidly convert the FIREHAWK helicopter's cabin configuration while in flight, without the need for special tools.

FIRE CREW TRANSPORT*

- Carry up to 13 Fully-Equipped Fire Crew
- Passenger Seats Stowable in Ceiling
- Multiple Tie-Downs to Secure Equipment/Cargo



SEARCH AND RESCUE

- Precision Location GPS/INS Capability
- Enhanced Hover Modes
- Integrated External Electric Rescue Hoist
- Passenger Seats Stowable in Ceiling



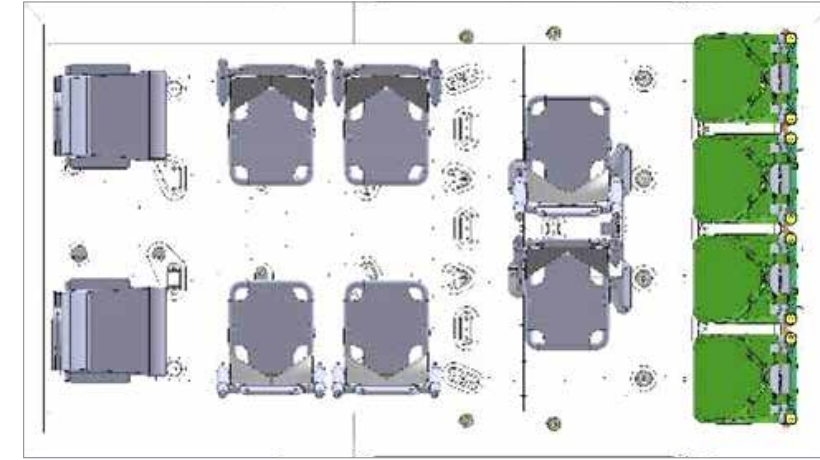
MEDEVAC

- 2 Primary Litters
- Passenger Seats Stowable in Ceiling
- Advanced Life Support Capability with Built-in Medical Panel

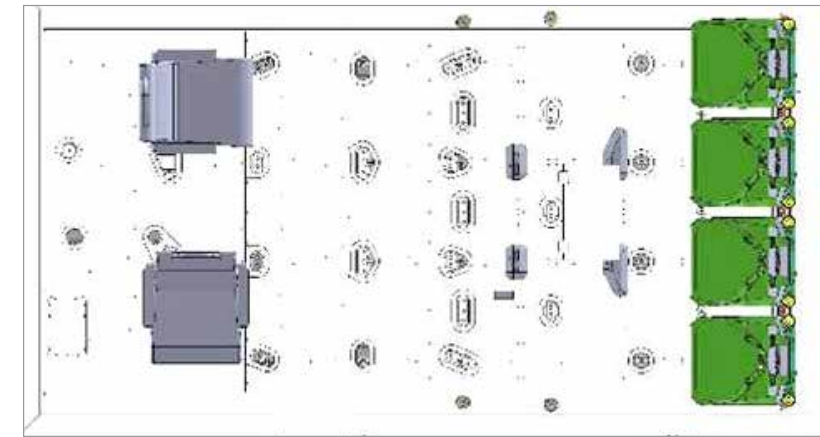


Interior Cabin Mission Configurations

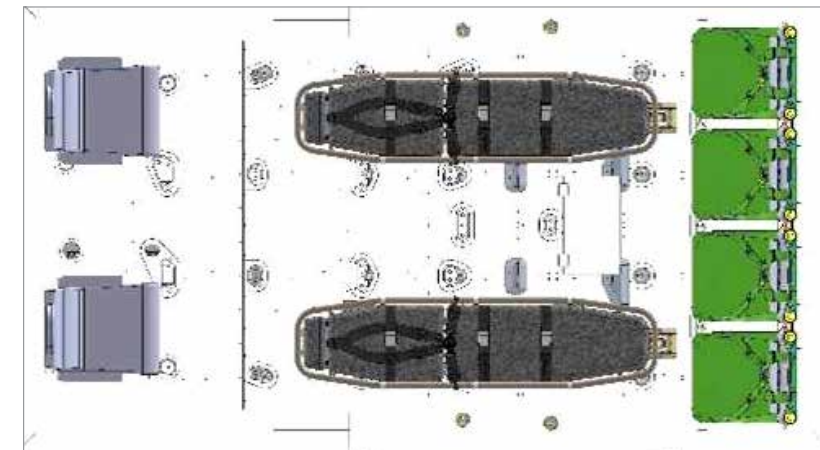
FIRE CREW TRANSPORT



SEARCH AND RESCUE



MEDEVAC



*Additional seating options available

MANAGING THE MISSION, NOT THE MACHINE

Because the First Flames are the Fight



FIREHAWK® Capabilities Enhance Mission Profile



Reducing Pilot Workload/ Enhancing Situational Awareness

- 4-Axis Fully Coupled Autopilot
- Digital Glass Cockpit with Flight Management System
- Automated Flight Control System w/ Coupled Flight Director
- Single Pilot Operations
- Active Vibration Control System
- Integrated Vehicle Health Usage Monitoring System



Operating in Challenging Environmental Conditions

- Proven GE Engines for Superior Power Margin
- Wide Chord Blade for Additional Lift
- 45 kts (83 km/hr) Tail Rotor Authority
- Incredible Responsiveness and Maneuverability



Operating at Night

- Night Vision Goggle Compatible
- Ground Fill Capability
- Optional FLIR
- Dual Mode Night/IR Searchlight

FIREHAWK® CUSTOMIZATION OPTIONS



Mission Equipment

- Extended Landing Gear
- External Electric Rescue Hoist
- Medical Interior
- Cargo Hook
- 1000 gal Water Tank (3,785L) w/ Integrated Retractable Snorkel
- Triple Patient Litter System

Additional Equipment

- Engine Inlet Barrier Filter
- Power Sonic Loudhailer
- High-Powered Search Light
- Electro-Optical/Infrared System
- Environmental Control System
- Flight Following SATCOM
- Rotor Brake
- Manual Blade Fold Kit
- Helicopter Emergency Lighting System

Avionics

- Wireless Communications
- ADS-B
- Moving Map System
- Mission Planning System
- Weather Radar
- Mark on Top
- Additional Internal Communication System
- Augmented Reality Mapping System
- Commercial Radios w/ Emergency Services Communication



S-70i/M™ SPECIFICATIONS

*FIREHAWK® Specifications are dependent on selected options and can be provided upon request



PERFORMANCE (Estimated)

Standard day sea level, maximum gross weight (GW)	22,000 lb (unless otherwise noted)	
Maximum Speed (Vne)	163 kts	302 km/hr
Maximum Cruise Speed (Vh)	145 kts	268 km/hr
Economy Cruise Speed (99% Vbr)	128 kts	237 km/hr
Maximum Range (no reserve)	268 nm	496 km
Maximum Rate of Climb	2,020 ft/min	10.26 m/sec
Maximum Ceiling	20,000 ft	6,097 m
Service Ceiling	15,000 ft	4,572 m
Hover Ceiling - OGE	6,200 ft	1,890m
Hover Ceiling - IGE	10,270 ft	3,130 m
OEI Service Ceiling	6,780 ft	2,067 m

FUEL CAPACITY

Baseline Fuel Capacity	360 gal	1,362 L
------------------------	---------	---------

CABIN DIMENSIONS

Utility Configuration	2 Pilots, 2 Cabins Crew Members and 11 Troops	
Cabin Length	12.58 ft	3.84 m
Cabin Width (on floor)	6.00 ft	1.82 m
Cabin Width (at door)	7.00 ft	2.13 m
Cabin Height	4.52 ft	2.95 m
Cabin Area	88.00 sq-ft	8.18 sq-m
Cabin Volume	396.00 cu ft	11.21 cu-m
17 Tie-down Rings		
Cargo floor rated at 300 psf (1,464 kg/m ²)		
Two storage compartments (20.34 cu-ft) over fuel cells		

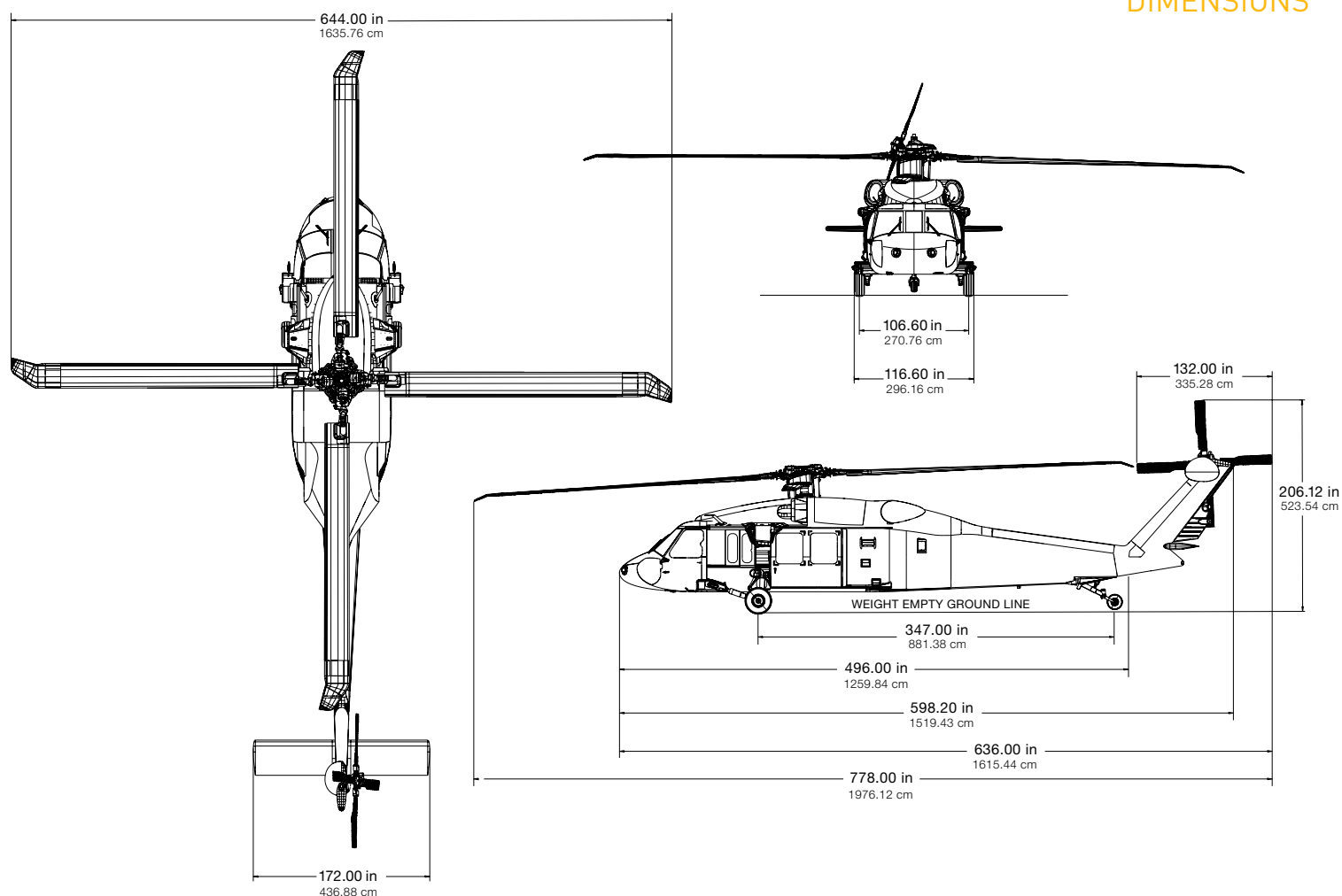
WEIGHTS

Empty Weight (excludes 11 cabin troop seats, 207 lb)	11,853 lb	5,376 kg
Maximum Take-off Gross Weight	22,000 lb	9,979 kg
Maximum Take-off Gross Weight (external load and with Firefighting water tank installed)	23,500 lb	10,659 kg

POWER PLANTS (Sea Level Standard)

Quantity/Type	Two (2) - T700-GE-701D	
2.5 Minute OEI Contingency	1,972 shp	1,471 kW
10 Minute Takeoff Power	3,910 shp	2,916 kW
30 Minute Intermediate Power	3,738 shp	2,788 kW
MAX Continuous Power	3,356 shp	2,502 kW

DIMENSIONS



GLOBAL SUSTAINMENT & PRODUCT SUPPORT

Availability Enabled by an Integrated Support Network



On Site Support



Parts Positioned
Around the Globe



Original Equipment
Manufacturer
Parts and Repairs



Advanced Fleet
Management and
Logistics Tools



Training



24hr Customer
Care Center



Engineering
Services



Integrated Vehicle
Health Usage Monitoring
System (IVHUMS)

OVER 100 YEARS OF INNOVATION

Proud of Our Legacy...Excited About Our Future



“I always believed that the helicopter would be an outstanding vehicle for the greatest variety of lifesaving missions.”

Igor I. Sikorsky
Legendary Aviation Pioneer
Founder of Sikorsky

